


# HEATWAVE™

CUSTOMIZABLE IMPRESSION TRAYS

## CUSTOMIZABLE TRAYS A More Accurate Fit for a More Accurate Impression

HEATWAVE™ Customizable Impression Trays from CLINICIAN'S CHOICE® represent a noteworthy evolution in impression trays, by taking truly anatomically designed trays and adding the ability to self-customize chair-side. The result is a precise fit with vertical drive that rivals that of a custom tray (but without the inconvenience and cost involved to make a custom tray) for perfectly precise impressions every time.



With HEATWAVE, the clinician can easily self-customize the thermoplastic trays by hand after immersing them in water for 60 seconds at 70°C/158°F. The tray can then be shaped by hand and moulded to a patient's particular arch size and contour. After adaption, the tray will assume its normal rigidity at room temperature or by running under cold water, allowing for a precision impression.

The ability to adapt the tray chair-side provides a significant advantage for all full arch impressions, and specifically in cases where exostoses, tori and mal-positioned teeth are present and stock trays cannot seat properly, thereby inhibiting the ability to capture accurate detail. HEATWAVE mouldable trays also eliminate the patient discomfort caused when stock trays get caught up on bony anatomical variances.

Because HEATWAVE trays provide a better, more anatomical fit, impression space is limited which means you'll also use less impression material, similar to a custom tray technique. Moreover, this precise fit creates optimal dynamic pressure around the arch during insertion which greatly reduces the risk of impression distortion.

HEATWAVE Customizable Impression Trays are available in 4 upper (salmon-colored) and 4 lower (yellow-colored) sizes and are designed to accommodate square, round, or gothic shaped arches. The ability to customize the tray limits the sizes needed thereby reducing inventory. A unique caliper measuring system, measures both arch width and angle, allowing for easy selection of the ideal sized tray thus drastically reducing tray selection time.



# 188932 **HeatWave Intro Kit**  
32 trays (4 each size, upper & lower),  
measuring caliper & size chart

**HeatWave Refill (10 trays/box)**

# 188142 Size 42 Upper Tray  
# 188143 Size 43 Upper Tray  
# 188144 Size 44 Upper Tray  
# 188145 Size 45 Upper Tray  
# 188151 Size 51 Lower Tray  
# 188152 Size 52 Lower Tray  
# 188153 Size 53 Lower Tray  
# 188154 Size 54 Lower Tray



We guarantee you'll love HeatWave, or return them within 30 days for a full refund!



1.800.265.3444  
clinicalresearchdental.com



Clinical Research Dental

# HEATWAVE™

CUSTOMIZABLE IMPRESSION TRAYS




1. Using the calipers provided, measure the patient's arch width by placing the caliper tabs on the lingual of the 1st molar and 2nd bicuspid.



2. Place the calipers on the size chart to determine appropriate tray size.



3. Select the relevant tray.



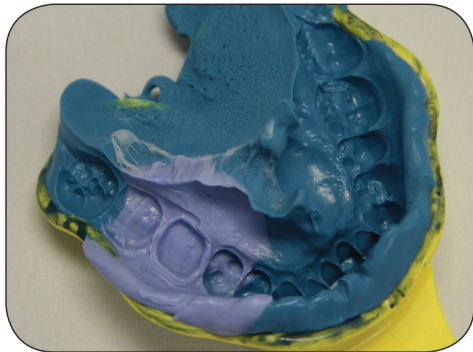
4. Immerse selected tray in a water bath of 70°C/158°F for 1 minute.



5. Once heated, the tray can be adapted by hand.



6. Keep desired form stable for 5 seconds. Check fit in the mouth and repeat the moulding procedure if needed. If fit is achieved, run the tray under cold water for 5 seconds to set form.



7. A precise impression is achieved.



# 188932 **HeatWave Intro Kit**  
32 trays (4 each size, upper & lower),  
measuring caliper & size chart

**HeatWave Refill (10 trays/box)**  
# 188142 Size 42 Upper Tray  
# 188143 Size 43 Upper Tray  
# 188144 Size 44 Upper Tray  
# 188145 Size 45 Upper Tray  
# 188151 Size 51 Lower Tray  
# 188152 Size 52 Lower Tray  
# 188153 Size 53 Lower Tray  
# 188154 Size 54 Lower Tray

**BACKED BY OUR TRY-IT GUARANTEE** We guarantee you'll love HeatWave, or return them within 30 days for a full refund!