



DETAIL™

PRE-IMPRESSION CLEANSING GEL

Hemostatic agents based on ferric sulfate or aluminum chloride – and even the powder in your latex gloves – contain sulfur. Sulfur contamination is one of the primary reasons your impression material won't set, has voids, or air bubbles. Additionally, organic debris often gets picked up in your impression, causing inaccuracies. These clinical challenges can force you into multiple retakes of the impression.

Another common cause of an imperfect impression is uncured methacrylate (from your temporary material) left on the prep site. You may think your air/water syringe cleans the prep site adequately, but it often does not.

These kinds of chemical or biological interferences occur more often than any dentist is willing to admit, and unfortunately, the blame is often placed on the impression material when impressions go wrong.

DETAIL™ Pre-Impression Cleansing Gel guarantees a clean, decontaminated prep site and consequently, an accurate impression every time. In just 7-10 seconds, **DETAIL** will lift organic debris and contaminants like sulfur and methacrylate residue from your prep site. Rinse away **DETAIL**, and the impression surface left behind will be squeaky-clean (figs 1, 2 – at right).

A clean preparation will give you a more accurate impression; however, **DETAIL** does more than just clean the prep site. **DETAIL** also lowers the surface tension of the preparation so your impression material contacts the surface more intimately. The result? The most detailed and accurate impression possible.

Consider **DETAIL** your insurance policy against surface contaminants and your guarantee of a perfect impression.

For an even better and more efficient impression procedure, use **DETAIL** in conjunction with 3rd Generation AFFINITY Hydroactive Impression Material.




FIG 1 – Contaminated preparation site
Freshly cut preparation (smear layer) containing blood, hemostatic agent, and possibly handpiece oil. All of these can prevent an accurate and properly cured impression.

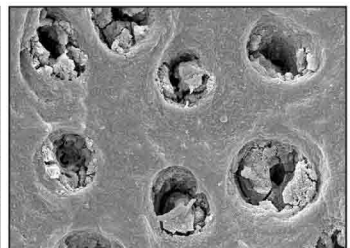
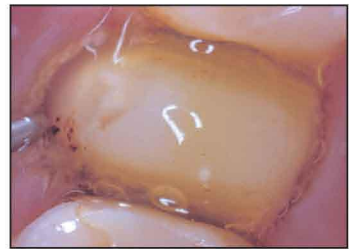


FIG 2 – Clean preparation site
In just 7-10 seconds, **DETAIL** removes the contaminants and surface debris, leaving the dentin tubule plugs in place, and allowing for a clean, decontaminated preparation site.



In only 7-10 seconds, Detail leaves behind not only a clean preparation, but also a hydroactive surface – both will yield the cleanest, most detailed impression you've ever seen!



- # 035904 **DETAIL 4-pack**
4-3ml syringes, 50-22 gauge needle tips, instructions, MSDS
- # 972403 **TISSUE GOO/DETAIL Trial Pack**
2-3ml syringes TISSUE GOO, 2-3ml syringes DETAIL, needle tips, instructions, MSDS

CLINICIAN'S CHOICE®
DENTAL PRODUCTS INC.

designed for better dentistry

