



A Fluoride Varnish everyone is SMILING ABOUT

No one wants to leave the dentist's office with a gritty film masking their teeth. That's why Ultradent developed Enamelast™ with an exclusive formula that provides amazing sustained fluoride release and superior uptake (figs 1, 2) and leaves the teeth feeling natural and smooth.

- Patented adhesion-promoting agent for enhanced retention
- Smooth, non-gritty, transparent finish
- Comes in great-tasting Waterberry flavour and Cool Mint, Bubble Gum, and Orange Cream
- Available in cost-effective syringes or unit-dose applications



Before Enamelast



After applying Enamelast

Enamelast's virtually invisible look and feel makes it the perfect fluoride varnish for everyone. Plus patients love the taste!

Fig. 1 Fluoride Uptake ($\mu\text{g F/cm}^2$)²

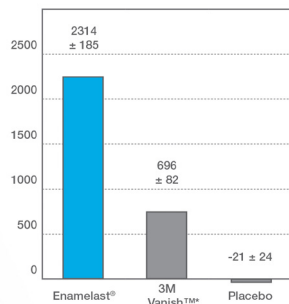
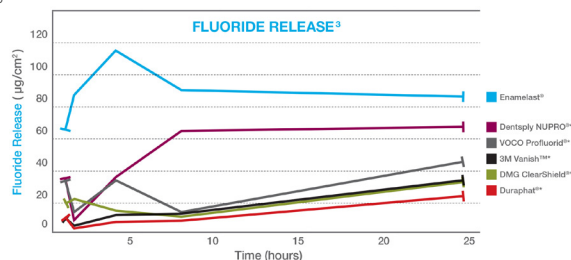


Fig. 2



² Schemmerhorn BR. Sound enamel fluoride uptake from a fluoride varnish, 2013. Data on file. ³ Data on file.
⁴ Not a trademark of Ultradent Products, Inc.



Protect Teeth from the Start

Children can get cavities as soon as their teeth emerge. More than 1/4 of children in the U.S. are affected by tooth decay.

1. American Dental Association Council on Scientific Affairs.



The Use of Fluoride Varnish

for caries (cavity) prevention is endorsed by the ADA.¹ They recommend fluoride treatments at least every 6 months, or every 3–6 months for those with a high risk of cavities.

1. ADA Statement Commemorating the 60th Anniversary of Community Water Fluoridation. Fluoride Facts. 2005:1.

Great for Every Smile

Fluoride treatments aren't just for kids! Enamelast fluoride varnish helps keep all types of smiles strong and protected.



• KIDS



• TEENS



• ADULTS

And fluoride treatments are covered by most dental insurance companies!



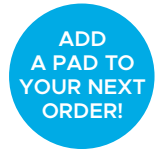
Directions for Enamelast AFTER-CARE treatment

<p>DIRECTIONS FOR ENAMELAST AFTER-CARE TREATMENT</p> <p>After the application of Enamelast, a slight coating of varnish will remain on your teeth. In order to achieve the maximum benefit of treatment, please adhere to the following recommendations after you leave our office:</p> <ul style="list-style-type: none"> • Do not brush or floss for at least 4-6 hours. If possible, wait until the next morning. • Avoid hard, sticky and hot foods or drinks as well as products containing alcohol (i.e., beverages, oral rinses, etc.) for 4-6 hours. • Do not use oral fluoride supplements for 4 days. • For maximum benefit, Enamelast can be reapplied every 3-6 months. <p>800.552.5512 ULTRADENT.COM</p>	<p>Instructions à suivre après l'application d'ENAMELAST</p> <p>Après l'application d'ENAMELAST, une légère couche de vernis restera sur vos dents. Afin de profiter au maximum des avantages du traitement, veuillez suivre les recommandations suivantes après être sorti du cabinet dentaire.</p> <ul style="list-style-type: none"> • Ne vous brossez pas les dents et n'utilisez pas la soie dentaire pour au moins 4 à 6 heures. Si possible, attendez au lendemain matin. • Évitez de manger des aliments durs, collants et chauds et de boire des produits à base d'alcool (boissons, rinçage-bouche, etc.) pour au moins 4 à 6 heures. • N'utilisez pas de suppléments oraux fluorés pour 4 jours. • Pour un résultat optimal, Enamelast peut être réappliqué tous les 3 à 6 mois. <p>800.552.5512 ULTRADENT.COM</p>
--	--

For Patients

After-care instructions are available free to Enamelast customers. 50-page pads contain both English and French instructions.

960207



COOL MINT UNIT-DOSE 200-PACK	704530
WALTERBERRY UNIT-DOSE 200-PACK	704528
WALTERBERRY UNIT-DOSE 50-PACK	704518
BUBBLE GUM 200-PACK	704532
ORANGE CREAM 200-PACK	704531
WALTERBERRY SYRINGE ECONO REFILL 20-PACK (tips not included)	704523
BRUSH APPLICATOR 200-PACK	704529
SOFT-EZ TIP 100-PACK	754711
SOFT-EZ TIP 50-PACK	754712