

INSTRUCTIONS FOR USE

DIRECTION & SAFETY

MANUFACTURER: CLINICIAN'S CHOICE DENTAL PRODUCTS, INC.
167 Central Avenue, London, ON, Canada, N6A 1M6

1-800-265-3444
(519) 641-3066
www.clinicianschoice.com
info@clinicianschoice.com

// RECOMMENDATIONS FOR USE OF ASAP INDIRECT+ ALL SURFACE ACCESS POLISHERS

ASAP INDIRECT+ ALL SURFACE ACCESS POLISHERS are exactly tailored to your specific needs. Improper use can lead to tissue damage, early wear or destruction of the polisher, not to mention the risks to the user, the patient or other persons.

// PROPER USE

- ▶ These instruments must only be used with turbines, handpieces and contra-angles that are technically and hygienically perfect, meaning that they should be well maintained and correctly cleaned. The turbines and contra-angles used for these instruments must ensure precise and regular rotation.
- ▶ Insert the instrument shaft into the driving unit as far as possible.
- ▶ Before applying the instrument on the surface to be treated, bring it to the rotation speed needed.
- ▶ In order to avoid deformations, use circular movements with the instrument. Do not bend the instrument or use it as a lever because this would lead to increased risk of breaking the instrument.
- ▶ Immediately discard any deformed, non-concentric rotating instruments.
- ▶ Unmounted polishers must be centered after shaftmounting in order to avoid vibrations during use and only high quality mandrels should be applied. Using mandrels of inferior quality could break them and cause injuries.
- ▶ Protective glasses should be worn at all times. In case of improper use or material failure, the mandrel, shaft or workpiece can break and could become a dangerous flying object. Instead of wearing protective goggles, you can work behind a protective glass pane.
- ▶ Wearing a respiratory mask will prohibit inhaling dust from polishers or workpieces. We recommend a dust aspiration system.

Improper use of these instruments leads to bad quality results and more risks. This is why they must be used only by qualified persons.

// INSTRUCTIONS REGARDING ROTATING SPEED

- ▶ Never exceed the maximum rotation speed stated. The recommended and maximum rotation speeds allowed can vary between products. For that reason, please refer to the rotation speeds indicated on the packaging and in our product catalogue.
- ▶ In case of non-observance of the maximum rotation speed allowed, the polisher will tend to vibrate. Such vibrations can deform the polisher or its shaft and cause them to break. In the latter case, the user, the patient and other persons can be injured.
- ▶ Observing rotation speeds ensures optimum results.

Non observance of the maximum rotation speed allowed increases safety risks.

// PRESSURE ON THE POLISHER

- ▶ Excessive pressure on the polisher can destroy it.
- ▶ Excessive pressure results in more heat produced.
- ▶ Excessive pressure can cause early wear of the polisher.

Always avoid excessive pressure on the instrument because this will cause overheating, which could damage the pulp. Additionally, in case of very excessive pressure, the instrument can break and, as a result, persons can be injured.

INSTRUCTIONS FOR USE

DIRECTION & SAFETY

MANUFACTURER: CLINICIAN'S CHOICE DENTAL PRODUCTS, INC.
167 Central Avenue, London, ON, Canada, N6A 1M6

















1-800-265-3444
(519) 641-3066
www.clinicianschoice.com
info@clinicianschoice.com

// WATER COOLING

► In order to avoid the overheating of a tooth, sufficient water cooling must be ensured (50 ml/min).

Insufficient water cooling can lead to irreversible damages to the tooth and its surrounding tissues.

// SYMBOLS

		Observe user instructions		Prophylaxis		Order number		Safety goggles
		Packaging unit		Working on fillings		Lot- Number for product traceability		Respiratory protection
		Date of manufacture		Autoclavable		ISO- Code		Recommended RPM
		Manufacturer: Clinician's Choice Dental Products, Inc. 167 Central Avenue, London, ON, Canada N6A 1M6		Disposable system				Usable up to

INSTRUCTIONS FOR USE

PREPARATION & REPROCESSING

MANUFACTURER: CLINICIAN'S CHOICE DENTAL PRODUCTS, INC.
167 Central Avenue, London, ON, Canada, N6A 1M6

1-800-265-3444
(519) 641-3066
www.clinicianschoice.com
info@clinicianschoice.com

SYMBOL: 

// WARNING NOTICES

- ▶ Strong acids and strong bases may oxidize the stainless steel shaft.
- ▶ Rinse the polisher with distilled water after the treatment with cleaning and disinfectant solutions.
- ▶ Avoid temperatures >150°C / >302°F
- ▶ Ultrasonic bath must not exceed temperatures of 42°C / 108°F because of the possible coagulation of albumen.

// RESTRICTION OF REPROCESSING

- ▶ Disposable products delivered unsterile, marked with the symbol (⊗), may only go through the validated sterilisation cycle ONCE before initial use.

// COMMENT

- ▶ Concerns all rotating polishing and grinding instruments that are classified as semi-critical according to RKI-guideline.
 - ▶ All instruments are delivered unsterile and must be run through the indicated cycle before and after each use.
 - ▶ The label on the cleaning and/or disinfecting solution must specifically say "suitable for rubber polishers or synthetics/silicones", because if the label only says "rotary instruments", the solution may not be suitable for polishers.

// INSTRUCTIONS

CLEANING PREPARATION:	▶ Pre-clean under running water with a brush (plastic) directly after use.
CLEANING: MANUAL	▶ Under running water with a brush (plastic bristles). ▶ Machine assisted. 1. Ultrasonic assisted cleaning with a suitable cleaning agent and disinfectant. 2. Rinse the instruments afterwards under running water.
OR	
CLEANING: AUTOMATIC	▶ Thermal disinfectant: Manufacturer's specification according to DIN EN ISO 15883. Cleaning programme as indicated by the manufacturer in the operating instructions.
DISINFECTION:	▶ Use a solution classified as suitable for rubber and silicone polishers and synthetics by the disinfectant manufacturer. Exposure times and concentrations recommended by the manufacturer should be adhered to.
RINSING:	▶ Rinse the polishers with distilled water after treatment with cleaning and disinfectant solutions.
DRYING:	▶ Dry with fresh, clean, lint-free cellulose tissues.
MAINTENANCE:	▶ Visual check of all instruments with optical magnification (5-10 fold).
INSPECTION:	▶ No residues > continue to sterilisation . ▶ Visible residues > repeat cleaning. Reject and dispose of instruments in the event of discernible defects.

INSTRUCTIONS FOR USE

PREPARATION & REPROCESSING

MANUFACTURER: CLINICIAN'S CHOICE DENTAL PRODUCTS, INC.
167 Central Avenue, London, ON, Canada, N6A 1M6

1-800-265-3444
(519) 641-3066
www.clinicianschoice.com
info@clinicianschoice.com

SYMBOL:



STERILISATION:	<ul style="list-style-type: none">▶ For all instruments that need to be sterilized in accordance with EN ISO 17664 and all national valid legal requirements.▶ Steam sterilisation: Appliance according to EN 13060, validated procedure. Category: S- or B-steriliser.<ul style="list-style-type: none">▶ Holding time: Full cycle 5 min▶ Sterilisation temperature: 134°C / 273°F▶ Drying time: 10 min▶ Threshold values of contents for feed-water and steam condensates▶ Loading of steriliser according to manufacturer's instructions▶ Follow manufacturer's operating instructions
STORAGE:	<ul style="list-style-type: none">▶ Store instruments packed and protected from recontamination in proven suitable sterile packaging, cassettes or retainers.
ADDITIONAL INFORMATION:	<ul style="list-style-type: none">▶ Repetitive reprocessing can change both the look and feel of the instruments slightly, but does not interfere with the instrument's function.

// VALIDATION CONDITIONS

MANUAL CLEANING:

- ▶ Cleaning and disinfectant solution Dürr Dental ID 212
- ▶ Concentration: 2%
- ▶ Holding time: 5 min

ULTRASONIC ASSISTED CLEANING:

- ▶ Dürr Dental ID 212 / Readymade solution; Holding time according to manufacturer
- ▶ Type of appliance: Ultrasonic
- ▶ Concentration: 2%
- ▶ Holding time: 2 min

AUTOMATIC CLEANING:

- ▶ Cleaning and disinfecting machine Miele G 7883
- ▶ Programme: SPECIAL 93°C / 199°F - 10'
- ▶ Holding time: 10 min
- ▶ Detergent: Dr. Weigert – neodisher MediClean Dental
- ▶ Rinsing: 3 min at 75°C / 167° with neodisher Z Dental

STERILISATION:

- ▶ Holding time full cycle: 5 min
- ▶ Sterilisation temperature: 134°C / 273°F
- ▶ Drying time: 10 min
- ▶ Threshold values of contents for feed-water and steam condensates