



HI-LITE MFG. CO., INC.

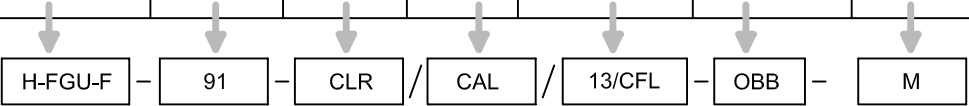
13450 Monte Vista Avenue
Chino, California 91710
Telephone: (909) 465-1999
Fax: (909) 465-0907

Job Name: _____
Type: _____
Quantity: _____

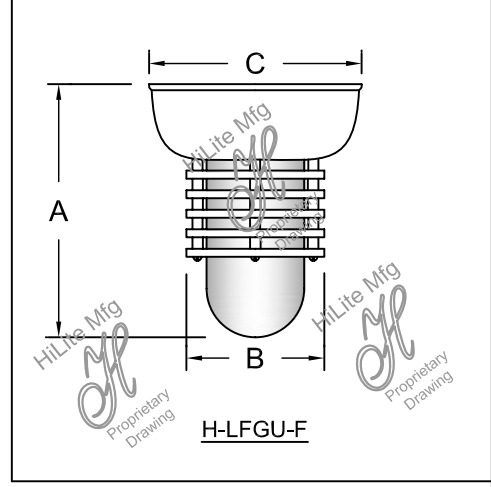
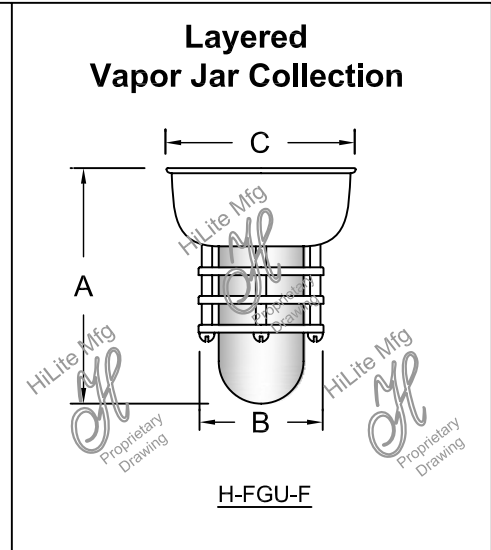
Item Number	Height (A)	Width (B)	Canopy (C)
H-FGU-F	8 1/2"	4 1/2"	7"
H-LFGU-F	10 1/2"	6"	9"

For Wall or
Flush Mount

Fixture No.	Fixture Color	Glass Color	Optional Accessories	Wattage/Lamp Options	Ballast	Voltage
H-FGU-F ⁽¹⁾ H-LFGU-F ⁽¹⁾	Standard 91 (Black) 93 (White) 95 (Dk. Grn) 96 (Galv.) BR47 (Rust) BK01, GN20. Upgraded Finishes. 29, 66, 82, 90, 92, 94, 97, 99, 100, 103, 104, 105, 110, 112, 113, 114, 115, 117, 118, 119, 120, 127, 128, 129, 133, 134, 135, 136, 98, 101, 102, 137, 138, 139, 140, 121, 122, 123, 124, 125, 126, 11, 01, 22, 25, 33, 77, 89, 24, 44, 48, 49. For finish specs see pages 344-348.	CLR (Clear) RIB (Clear Ribbed) FR (Frost) RD (Red) BL (Blue) GRN (Green) AM (Amber) AMC (Amber Crackle)	CAL (Clear Acrylic Layer) BAL (Blue Acrylic Layer) RAL (Red Acrylic Layer) GNAL (Green Acrylic Layer) For specs see pages 321-344.	Incandescent (1) (4) (Fixture is standard 100W or 200W. Do not specify.) CFL (4) (Compact Fluorescent) 13/CFL 18/CFL 26/32/42/CFL 26/CFL 32/CFL 42/CFL 57/CFL DMB (Dimmable Ballast for CFL. Add to Part No.) HID (High Intensity Discharge) MH (4) (Metal Halide) 35/MH 50/MH 70/MH 100/MH 150/MH 175/MH HPS (4) (High Pressure Sodium) 50/HPS 70/HPS 100/HPS 150/HPS LED 20W 30W	Ballast option not available for INC. RB ⁽²⁾ (Remote) OBB ⁽³⁾ (Onboard) OBB ⁽³⁾ (Fluorescent Options 13W-42W) For specs see pages 341-343.	Incandescent (Fixture is standard 120V. Do not specify.) CFL M (Multi 120/277V) HID RB and BCM M (Multi 120/208/240/277V) LED See specifications for complete part number.



ORDER EXAMPLE
(USE THIS FORMAT TO PLACE ORDER)



Notes:

(1) H-FGU-F is available for 100W Max INC, 32W Max CFL and 100W Max HID.
H-LFGU-F is available for 200W Max INC, 42W Max CFL and 175W Max HID.

(2) (RB) Remote ballast not available for Fluorescent Lamping.

(3) OBB will add 4" to fixture height.

(4) Socket Bases: INC and HID are medium base, CFL are GX24Q.

Suitable for wet location.