



# MasterColor CDM-R Elite

## MC CDM-R Elite 35W/930 E26 PAR20 30D

The Elite family is at the very top of the MasterColor CDM range, and gives a unique combination of unbeatable light quality and consistent performance over lifetime, while keeping running costs low. MasterColor metal halide lamps deliver consistent white light and higher color rendering than any standard metal halide source for architectural lighting. MasterColor CDM Elite PAR30L lamps deliver similar performance as the MasterColor Elite family lamps in the familiar PAR30L shape.

### Warnings and Safety

• R "WARNING: These lamps can cause serious skin burn and eye inflammation from short wave ultraviolet radiation if outer envelope of the lamp is broken or punctured. Do not use where people will remain for more than a few minutes unless adequate shielding or other safety precautions are used. Certain lamps that will automatically extinguish when the outer envelope is broken or punctured are commercially available." This lamp complies with FDA radiation performance standard 21 CFR subchapter J. (USA: 21 CFR 1040.30 Canada: SOR/DORS/80-381)

### Product data

General Information		Operating and Electrical	
Cap-Base	E26 [Single Contact Medium Screw]	Power Consumption	39 W
Operating Position	UNIVERSAL [Any or Universal (U)]	Warm-up time to 60% light	120 s
Switching Cycle	1,350	Voltage (Nom)	88 V
Brand	Philips	Chromaticity Coordinate Y (Nom)	0,400
Light Technical		Correlated Color Temperature (Nom)	3000 K
Color Code	930 [CCT of 3000K]	Luminous Efficacy (rated) (Nom)	61 lm/W
Beam Angle (Nom)	30 degree(s)	Color rendering index (CRI)	91
Luminous Intensity (Nom)	5,800 cd	LLMF At End Of Nominal Lifetime (Nom)	80 %
Color Designation	Warm White (WW)	Luminous Flux in 90° Cone (Rated)	2,100 lumen
Chromaticity Coordinate X (Nom)	0.437		

# MasterColor CDM-R Elite

Voltage (Nom)	88 V
<b>Controls and Dimming</b>	
Dimmable	No
<b>Mechanical and Housing</b>	
Bulb Finish	Clear
Bulb Shape	PAR20 (PAR 2.5 inch/63mm)
<b>Approval and Application</b>	
Mercury (Hg) Content (Nom)	4.7 mg
Energy Consumption kWh/1000 h	43 kWh

## Product Data

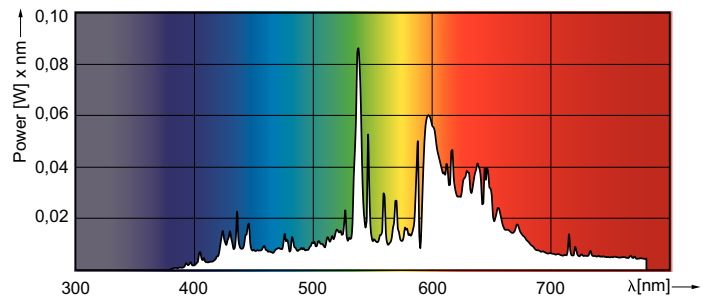
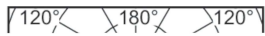
Order product name	MC CDM-R Elite 35W/930 E26 PAR20 30D
Order code	928050100615
Numerator - Quantity Per Pack	1
Numerator - Packs per outer box	12
Material number (12NC)	928050100615
Net weight	0.112 kg
Full product name	MC CDM-R Elite 35W/930 E26 PAR20 30D
EAN/UPC - Case	50046677434194

## Dimensional drawing

D

Product	D (max)	C (max)
MC CDM-R Elite 35W/930 E26 PAR20 30D	65 mm	95 mm

## Photometric data

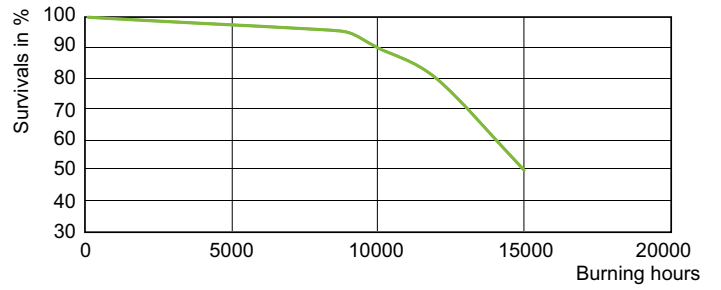


Light Distribution Diagram - MC CDM-R Elite 35W/930 E26 PAR20 30D

Spectral Power Distribution Colour - MC CDM-R Elite 35W/930 E26 PAR20 30D

# MasterColor CDM-R Elite

## Lifetime



Lumen Maintenance Diagram - MC CDM-R Elite 35W/930 E26 PAR20 30D

Life Expectancy Diagram - MC CDM-R Elite 35W/930 E26 PAR20 30D

