

LED Stadium Eyes Light Series

Wattages: 400W, 600W



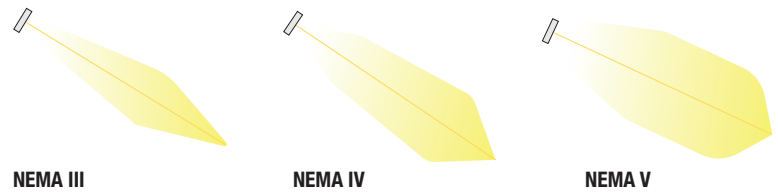
The Stadium Eyes LED Lighting Series can be widely used for Indoor or Outdoor (Wet Location) Excellent for Large outdoor fields -stadiums, riding arenas, baseball and football fields, Other large outdoor areas: parks, docks, shipyard, airport and many other applications.



FEATURES

- LED high luminous efficiency and long working life.
- High efficiency LED Driver, the wide range input voltage AC120-277V / 277-480V.
- Die-cast aluminum cooling design, high quality and better cooling for LED Tj < 85°C.
- Excellent optics design, greatly improve the light utilization and evenness.
- 12V auxiliary dimming/Dali dimming (Optional)

LIGHTING ANGLE

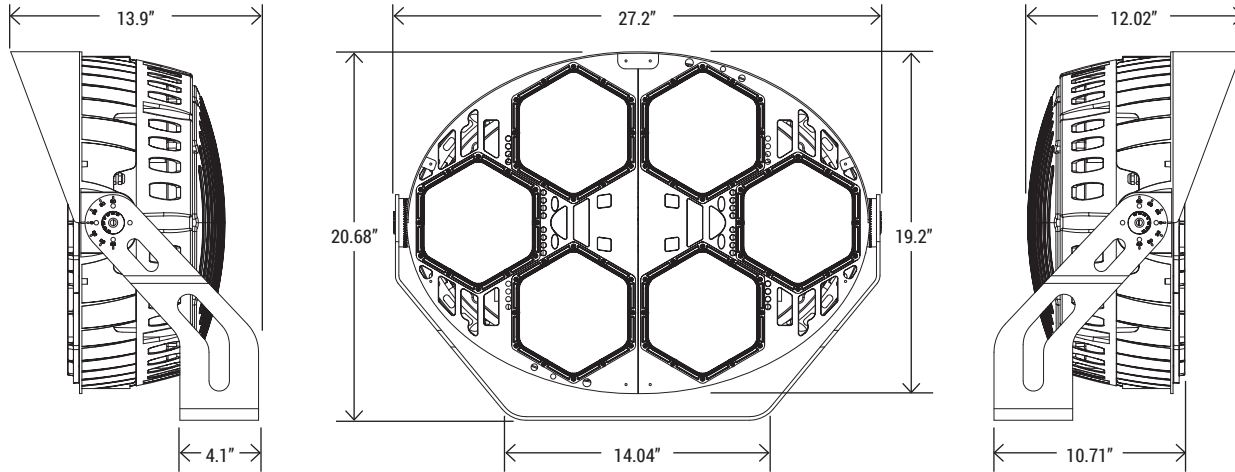


SPECIFICATION		
WATTAGE	400W	600W
LUMEN	56800 lm	85200 lm
EFFICACY	140 lm/W	140 lm/W
CCT	4000K, 5000K	
CRI	80	
INPUT VOLTAGE	AC120-277V / 277-480V	
LIGHTING ANGLE	NEMA III, IV, V	
FIELD ANGLE (10% LMAX)	39.6 (III), 55.1 (IV), 84.8 (V)	
BEAM ANGLE (50% LAMX)	20.5 (III), 30.0 (IV), 53.5 (V)	
POWER FACTOR	0.95	
DRIVER EFFICACY	92%	
DIMMING	12V auxiliary dimming	
LIFE SPAN	up to 75,000 hrs	
WORKING TEMPERATURE	-22°F ~ 113°F	
STORAGE TEMPERATURE	-40°F ~ 176°F	
OUTDOOR RATING	Wet location	
CABLE	3core, 16AWG (118 inch)	
WARRANTY	5 year limited	

LED Stadium Eyes Light Series

Wattages: 400W, 600W

DIMENSION



EPA	2.3 ft²	
NET WEIGHT	49.6 lbs	51.8 lbs

BOX DIMENSION 28.1" x 23.2" x 10.6"(1Pcs/CTN)

ELECTRICAL LOAD

WATTAGE	CURRENT (VOLTAGE) (AMP)					
	120V	208V	240V	277V	347V	480V
WSD-SE40W	3.33 Amp	1.92 Amp	1.6 Amp	1.44 Amp	1.15 Amp	0.83 Amp
WSD-SE60W	5.0 Amp	2.8 Amp	2.5 Amp	2.16 Amp	1.72 Amp	1.25 Amp

ORDERING INFORMATION

EXAMPLE:

WSD-SE40W27-XXK-Z[D, W, B, S]-NM[N3,N4,N5] U[S, T]-G[BLANK, L]-F[BLANK, SPD]

WSD	SE	40W	27	YYK	Z	NM	U	G	F
COMPANY	PRODUCT	WATTAGE	VOLTAGE	CCT	FINISH	LIGHT ANGLE	MOUNTING	CONTROL	SAFETY DEVICE
WSD LED INC	SE (Stadium Eyes Light Series)	40W - (400W) 60W - (600W)	27 (AC120-277V) 48 (AC277-480V)	40K - (4000K) 50K - (5000K)	D - (Dark Bronze) W - (White) B - (Black) S - (Silver)	N3 - (Nema III) N4 - (Nema IV) N5 - (Nema V)	S - (Slipfitter) T - (Trunnion) Notice: Trunnion (Standard)	L - (Wireless Lighting Controller)	SPD - (Surge Protection Device)

LED Stadium Eyes Light Series

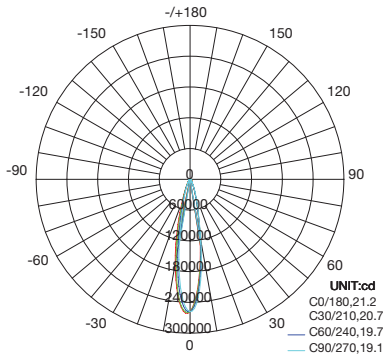
Wattages: 400W, 600W

PHOTOMETRICS

For complete IES files, please visit our website.

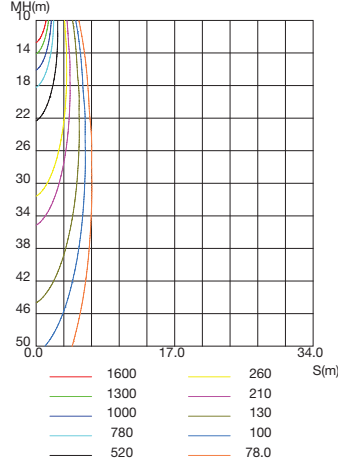
WSD-SE40W27-50K-D-N3

LUMINOUS INTENSITY DISTRIBUTION DIAGRAM



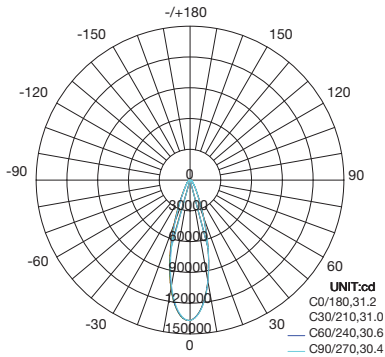
AVERAGE BEAM ANGLE(50%):20.2 DEG

C0 PLANE ISOLUX DIAGRAM (UNIT:lx)



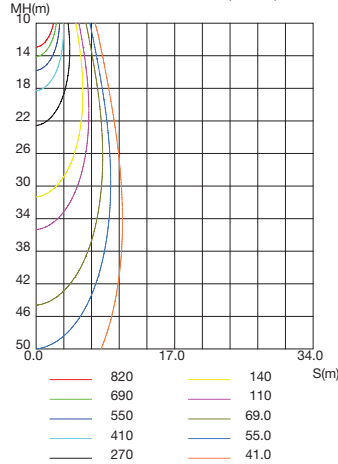
WSD-SE40W27-50K-D-N4

LUMINOUS INTENSITY DISTRIBUTION DIAGRAM



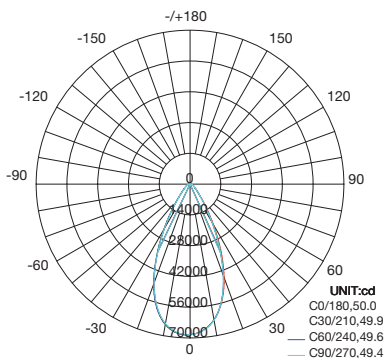
AVERAGE BEAM ANGLE(50%):30.8 DEG

C0 PLANE ISOLUX DIAGRAM (UNIT:lx)



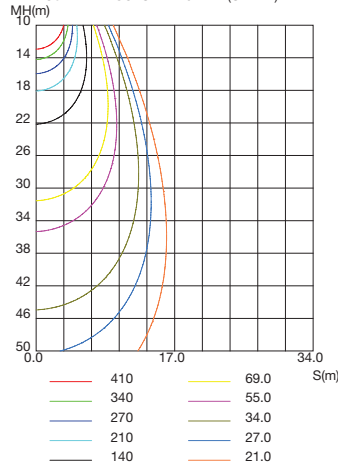
WSD-SE40W27-50K-D-N5

LUMINOUS INTENSITY DISTRIBUTION DIAGRAM



AVERAGE BEAM ANGLE(50%):49.7 DEG

C0 PLANE ISOLUX DIAGRAM (UNIT:lx)

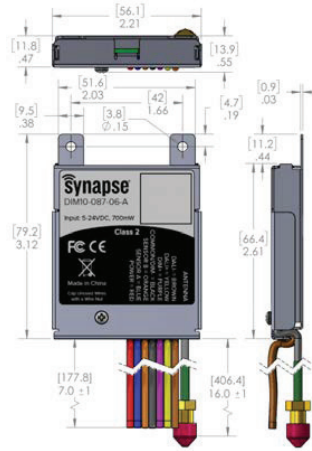
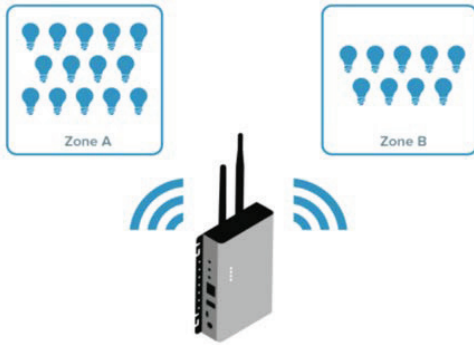


LED Stadium Eyes Light Series

Wattages: 400W, 600W

CONTROLS

For complete IES files, please visit our website.



DALI-2/DIM TO OFF WIRELESS LIGHTING CONTROLLER

DIM10-087-06-A

INPUT	5 to 24V DC, 700 mW max
DALI-2	Limited to 8 LED Drivers
SENSOR INPUT	Analog: 0-10V / Digital: 0-24V
IP RATING	IP30
DIMMING	0-10V, 10 mA (Max)
WORKING TEMPERATURE	-40°F ~ 185°F
RADIO	SNAP 2.4GHz ; 802.15.4 +20 dBm Transmit Power -103 dBm Receive Sensitivity
WIRE SIZE	20 AWG, 6" Wires, 600V
CERTIFICATIONS	UL Recognized Component; CE; FCC/ IC; Indoor/Outdoor
WARRANTY	5 year limited

WIRING DIAGRAM

