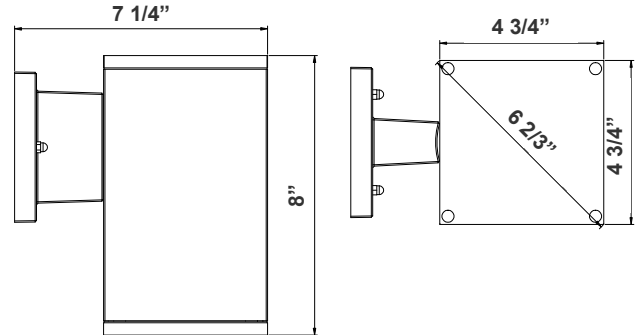


# WMCS5 SERIES OUTDOOR LIGHTING

WMCS5-DL-MCT-BK-DD  
WMCS5-DL-MCT-BR-DD  
WMCS5-DL-MCT-BN-DD  
WMCS5-DL-MCT-WH-DD

Customer Name: \_\_\_\_\_  
Project Name: \_\_\_\_\_  
Note: \_\_\_\_\_ | Type: \_\_\_\_\_



8"(H) x 4 3/4"(W) x 7 1/4"(D)

Ideal for general site lighting, walkways, and stairways, alleys, loading docks, doorway, pathway and parking areas

## Features

- Finish: Black, Bronze, Brushed Nickel & White
- Multi CCT (Selectable Switch on the Bottom of the Arm, Protected by Silicon Cover to be Waterproof)
- 7-Year Warranty
- Outdoor Down Light

## Technical Specifications

### Electrical:

- Voltage: 120-277V AC
- Power Factor: >0.95
- Wattage: 20W
- Efficacy: 80 LPW
- THD: <20%

### Mechanical:

- Housing: Die-cast Aluminum & Glass
- Finish: Black, Bronze, Brushed Nickel & White
- Maximum Ambient Temperature: -68°F to 104°F
- IP Rating: IP65, Wet Location

### Lighting:

- Dimming: (Dual Function) Triac Dimmable at 120V & 0-10V Dimming at 120-277V
- Total Lumens: 960LM
- Color Temperatures: 3000K/4000K/5000K
- Multi CCT (Selectable Switch on the Bottom of the Arm, Protected by Silicon Cover to be Waterproof)
- Color Rendering Index: CRI ≥ 80
- Rated life: 70,000 hrs
- Beam angle: 45°

### Applications:

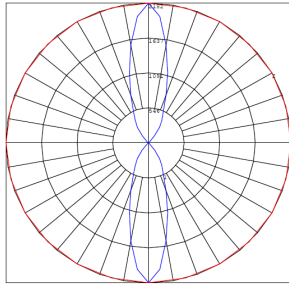
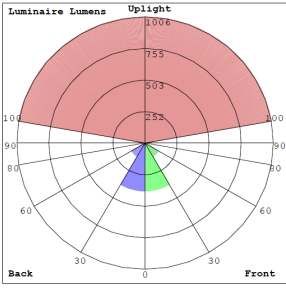
- Ideal for general site lighting, walkways, and stairways, alleys, loading docks, doorway, pathway and parking areas

### Other Models:

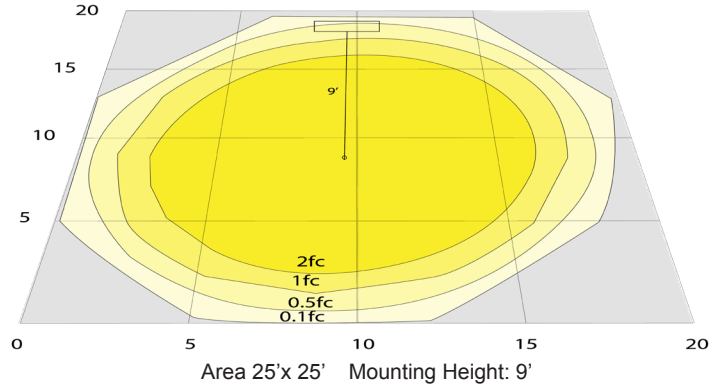
- 40W | 1920LM | WMCS-UDL-MCT-BK-DD
- 40W | 1920LM | WMCS-UDL-MCT-BR-DD
- 40W | 1920LM | WMCS-UDL-MCT-BN-DD
- 40W | 1920LM | WMCS-UDL-MCT-WH-DD



**Photometrics:** WMCS5-DL-MCT-DD



BUG Rating: B1-U5-G0



**Other Views:**

Black Finish:



Side View



Back View



Lens View

Bronze Finish:



Side View




Back View



Lens View

Brushed Nickel Finish:



Side View



Back View



Lens View

White Finish:



Side View



Back View



Lens View



**Performance Table:** WMCS-DL-MCT-DD

MODEL NO.	Wattage	Voltage	Lumens	Color Temp.	BUG Rating	LPW
WMCS5-DL-MCT-BK-DD	20W	120-277V	960LM	3000K/ 4000K/ 5000K	B1-U5-G0	80
WMCS5-DL-MCT-BR-DD	20W	120-277V	960LM	3000K/ 4000K/ 5000K	B1-U5-G0	80
WMCS5-DL-MCT-BN-DD	20W	120-277V	960LM	3000K/ 4000K/ 5000K	B1-U5-G0	80
WMCS5-DL-MCT-WH-DD	20W	120-277V	960LM	3000K/ 4000K/ 5000K	B1-U5-G0	80

## Sample Ordering

**Model**    **Light Direction**    **Color Temp.**    **Finish**    **Dimming**

WMCS5 - DL - MCT -  - DD

BK = Black  
 BR = Bronze  
 BN = Brushed Nickel  
 WH = White

### Factory-Installed Option:

Blank = No Option For Accessories  
 OPT-PC-B = FOR 120V-277V PHOTOCELL  
 OPT-EM-OD1INT = INTERNAL EMERGENCY BACK UP BATTERY

### Example:

1. WMCS5-DL-MCT-BR-DD (FOR WMCS5 20W DOWN LIGHT MCT BRONZE FIXTURE 120-277V)
2. WMCS5-DL-MCT-BR-DD (FOR WMCS5 20W DOWN LIGHT MCT BRONZE FIXTURE 120-277V)  
 OPT-PC-B (FOR 120V-277V PHOTOCELL)

### FACTORY-INSTALLED OPTION:



**OPT-PC-B**  
 FOR 120V-277V PHOTOCELL



**OPT-EM-OD1INT**  
 INTERNAL EMERGENCY  
 BACK UP BATTERY

