

WMC3 SERIES OUTDOOR LIGHTING

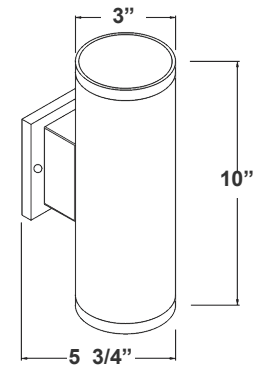
WMC3-UDL-MCT-BK-DT
WMC3-UDL-MCT-BR-DT
WMC3-UDL-MCT-BN-DT
WMC3-UDL-MCT-WH-DT

Customer Name: _____

Project Name: _____

Note: _____

Type: _____



3"(W) x 10"(H) x 5 3/4"(D)

Ideal for general site lighting, walkways, and stairways, alleys, loading docks, doorway, pathway and parking areas

Features

- Finish: Black, Bronze, Brushed Nickel & White
- Multi CCT (Selectable Switch on the Bottom of the Arm, Protected by Silicon Cover to be Waterproof)
- 7-Year Warranty
- Outdoor UP/Down Light

Technical Specifications

Electrical:

- Voltage: 120V AC
- Power Factor: >0.95
- Wattage: 9W (Down light); 18W (Up/Down light, 9W per end)
- Efficacy: 72 LPW
- THD: <20%

Mechanical:

- Housing: Die-cast Aluminum & Glass
- Finish: Black, Bronze, Brushed Nickel & White
- Maximum Ambient Temperature: -68°F to 104°F
- IP65, Suitable for wet locations
- 7-Year Warranty

Lighting:

- Dimming: TRIAC Dimming (Using Standard TRIAC LED Dimmers)
- Total Lumens: 1300LM
- Color Temperatures: 3000K/4000K/5000K
- Multi CCT (Selectable Switch on the Bottom of the Arm, Protected by Silicon Cover to be Waterproof)
- Color Rendering Index: CRI ≥ 80
- Beam angle: 45° for each side
- Rated life: 70,000 hrs

Applications:

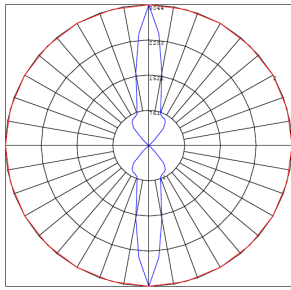
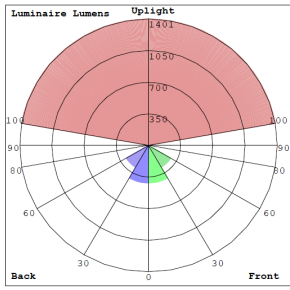
- Ideal for general site lighting, walkways, and stairways, alleys, loading docks, doorway, pathway and parking areas

Other Models:

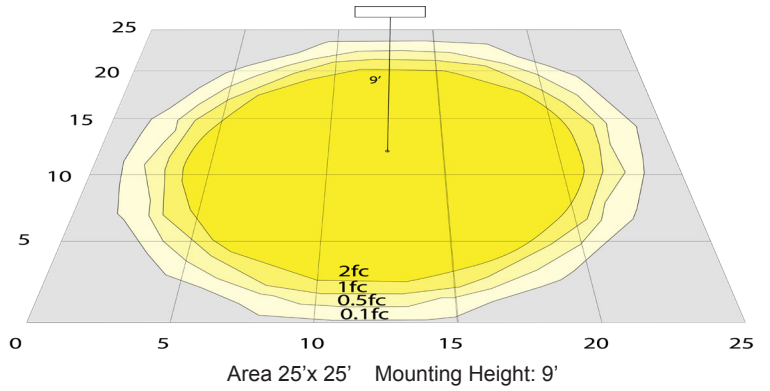
- 9W | 650LM | WMC3-DL-MCT-BK-DT
- 9W | 650LM | WMC3-DL-MCT-BR-DT
- 9W | 650LM | WMC3-DL-MCT-BN-DT
- 9W | 650LM | WMC3-DL-MCT-WH-DT



Photometrics: WMC3-UDL-MCT



BUG Rating: B1-U5-G0



Other Views:

Black Finish:



Side View



Front View



Back View



Lens View

Bronze Finish:



Side View



Front View



Back View



Lens View

Brushed Nickel Finish:



Side View



Front View



Back View



Lens View

White Finish:



Side View



Front View



Back View



Lens View



Performance Table: WMC3-UDL-MCT

MODEL NO.	Wattage	Voltage	Lumens	Color Temp.	BUG Rating	LPW
WMC3-UDL-MCT-BK-DT	18W	120V	1300LM	3000K/ 4000K/ 5000K	B1-U5-G0	72
WMC3-UDL-MCT-BR-DT	18W	120V	1300LM	3000K/ 4000K/ 5000K	B1-U5-G0	72
WMC3-UDL-MCT-BN-DT	18W	120V	1300LM	3000K/ 4000K/ 5000K	B1-U5-G0	72
WMC3-UDL-MCT-WH-DT	18W	120V	1300LM	3000K/ 4000K/ 5000K	B1-U5-G0	72

Sample Ordering

Model **Light Direction** **Color Temp.** **Finish** **Dimming**

WMC3 - UDL - MCT - - DT

BK = Black
 BR = Bronze
 BN = Brushed Nickel
 WH = White

Factory-Installed Option:

Blank = No Option For Accessories
 OPT-PC-B = FOR 120V-277V PHOTOCELL

Example:

1. WMC3-UDL-MCT-BR-DT (FOR WMC3 18W UP/DOWN LIGHT MCT BRONZE FIXTURE 120V)
2. WMC3-UDL-MCT-BR-DT (FOR WMC3 18W UP/DOWN LIGHT MCT BRONZE FIXTURE 120V)
 OPT-PC-B (FOR 120V-277V PHOTOCELL)

FACTORY-INSTALLED OPTION:



OPT-PC-B
 FOR 120V-277V PHOTOCELL

