

# WMC2 SERIES OUTDOOR LIGHTING

WMC2-UDL-MCT-BK-DT  
WMC2-UDL-MCT-BR-DT  
WMC2-UDL-MCT-BN-DT  
WMC2-UDL-MCT-WH-DT

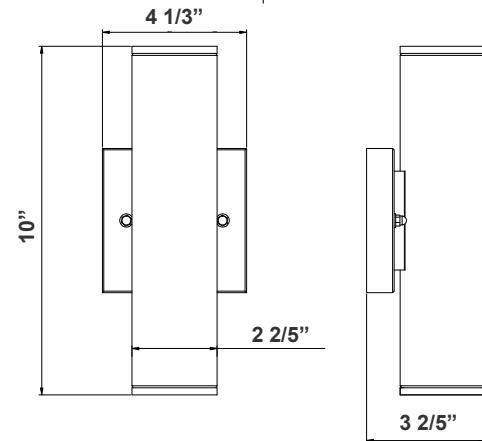
**WESTGATE**  
THE FUTURE IS HERE...AND IT'S QUITE BRIGHT!

Customer Name: \_\_\_\_\_

Project Name: \_\_\_\_\_

Note: \_\_\_\_\_

Type: \_\_\_\_\_



10"(H) x 4 1/3"(W) x 3 2/5"(D)

Ideal for general site lighting, walkways, and stairways, alleys, loading docks, doorway, pathway and parking areas

## Features

- Finish: Black, Bronze, Brushed Nickel & White
- Multi CCT (Selectable Switch on the Back of the Bracket, Protected by Silicon Cover to be Waterproof)
- 7-Year Warranty
- Outdoor UP/Down Light

## Technical Specifications

### Electrical:

- Voltage: 120V AC
- Power Factor: >0.90
- Wattage: 6W (Down light); 12W (Up/Down light, 6W per end)
- Efficacy: 80 LPW
- THD: <20%

### Mechanical:

- Housing: Die-cast Aluminum & Glass
- Finish: Black, Bronze, Brushed Nickel & White
- Maximum Ambient Temperature: -68°F to 104°F
- Wet Location
- IP Rating: IP64

### Lighting:

- Dimming: TRIAC Dimming (Using Standard TRIAC LED Dimmers)
- Total Lumens: 800LM
- Color Temperatures: 3000K/4000K/5000K
- Multi CCT (Selectable Switch on the Back of the Bracket, Protected by Silicon Cover to be Waterproof)
- Color Rendering Index: CRI ≥ 80
- Rated life: 70,000 hrs
- Beam angle: 45° for each side

### Applications:

- Ideal for general site lighting, walkways, and stairways, alleys, loading docks, doorway, pathway and parking areas

### Other Models:

- 6W | 400LM | WMC2-DL-MCT-BK-DT
- 6W | 400LM | WMC2-DL-MCT-BR-DT
- 6W | 400LM | WMC2-DL-MCT-BN-DT
- 6W | 400LM | WMC2-DL-MCT-WH-DT

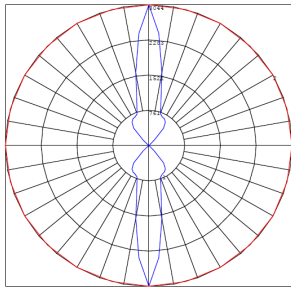
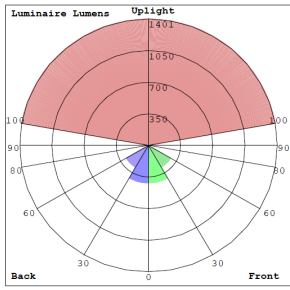


Phone: (877) 805-2252 | Fax: (877) 805-2252  
www.westgatemfg.com

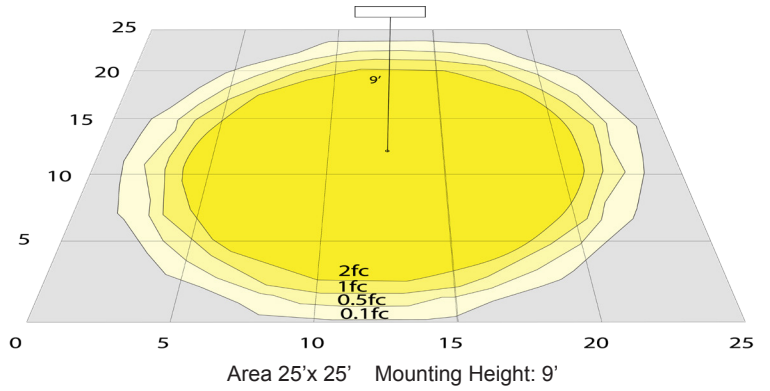


WG-Z7-26-2Z

**Photometrics:** WMC2-UDL-MCT-DT



BUG Rating: B1-U5-G0



**Other Views:**

Black Finish:



Side View



Front View



Back View



Lens View

Bronze Finish:



Side View



Front View



Back View



Lens View

Brushed Nickel Finish:



Side View



Front View



Back View



Lens View

White Finish:



Side View



Front View



Back View



Lens View



**Performance Table:** WMC2-UDL-MCT-DT

MODEL NO.	Wattage	Voltage	Lumens	Color Temp.	BUG Rating	LPW
WMC2-UDL-MCT-BK-DT	12W	120V	800LM	3000K/ 4000K/ 5000K	B1-U5-G0	66
WMC2-UDL-MCT-BR-DT	12W	120V	800LM	3000K/ 4000K/ 5000K	B1-U5-G0	66
WMC2-UDL-MCT-BN-DT	12W	120V	800LM	3000K/ 4000K/ 5000K	B1-U5-G0	66
WMC2-UDL-MCT-WH-DT	12W	120V	800LM	3000K/ 4000K/ 5000K	B1-U5-G0	66

## Sample Ordering

**Model**    **Light Direction**    **Color Temp.**    **Finish**    **Dimming**

WMC2    -    UDL    -    MCT    -        -    DT

BK = Black  
 BR = Bronze  
 BN = Brushed Nickel  
 WH = White

### Factory-Installed Option:

Blank = No Option For Accessories  
 OPT-PC-B = FOR 120V-277V PHOTOCELL

### Example:

1. WMC2-UDL-MCT-BR-DT                      (FOR WMC2 12W UP/DOWN LIGHT MCT BRONZE FIXTURE 120V)
2. WMC2-UDL-MCT-BR-DT  
 OPT-PC-B                                      (FOR 120V-277V PHOTOCELL)

### FACTORY-INSTALLED OPTION:



**OPT-PC-B**  
 FOR 120V-277V PHOTOCELL

