

WMC SERIES

OUTDOOR LIGHTING

WESTGATE
THE FUTURE IS HERE...AND IT'S QUITE BRIGHT!

WMC-UDL-RGBW-BK
WMC-UDL-RGBW-WH

Customer Name: _____

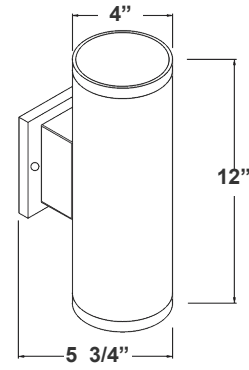
Project Name: _____

Note: _____

Type: _____



Selection:



4" x 12" x 5-3/4"

Ideal for general site lighting, walkways, and stairways, alleys, loading docks, doorway, pathway and parking areas

Features

- Finish: Black & White
- Compatible with Westgate Smart App, Amazon Alexa, Amazon Echo, Google Home. Connects via WIFI or Bluetooth
- 7-Year Warranty
- Outdoor UP/Down Light

Technical Specifications

Electrical:

- Voltage: 120V AC
- Power Factor: >0.90
- Wattage: 24W
- Efficacy: 100 LPW
- THD: <20%

Lighting:

- Dimming: TRIAC Dimming
- RGBW: 15 Million Colors + 2700K~5000K White Tuning
- Total Lumens: 2400LM
- Color Rendering Index: CRI ≥ 80
- Rated life: 70,000 hrs
- Beam angle: 45° for each side

Mechanical:

- Housing: Die-cast Aluminum & Glass
- Finish: Black & White
- Maximum Ambient Temperature: -68°F to 104°F
- Wet Location
- IP Rating: IP64

Applications:

- Ideal for general site lighting, walkways, and stairways, alleys, loading docks, doorway, pathway and parking areas

Other Models:

- 24W | 2400LM | WMCS-UDL-RGBW-BK
- 24W | 2400LM | WMCS-UDL-RGBW-WH

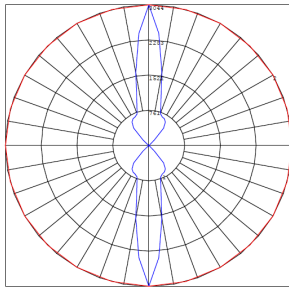
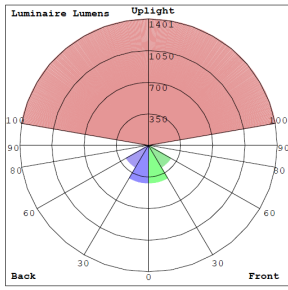


Phone: (877) 805-2252 | Fax: (877) 805-2252
www.westgatemfg.com

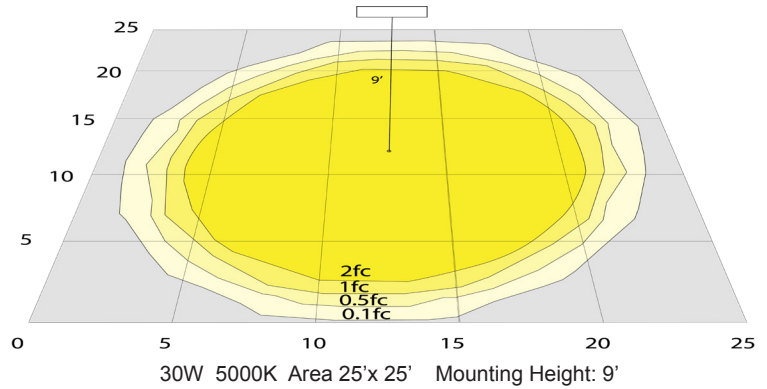


WG-Z7-26-2Z

Photometrics: WMC-UDL-RGBW




BUG Rating: B1-U5-G0



Other Views:

Black Finish:



Side View



Front View




Back View



Lens View

White Finish:



Side View



Front View



Back View



Lens View

Performance Table: WMC-UDL-RGBW

MODEL NO.	Wattage	Voltage	Lumens	Color Temp.	BUG Rating	LPW
WMC-UDL-MCT-BK-DT	24W	120V	2400LM	RGBW	B1-U5-G0	100
WMC-UDL-MCT-WH-DT	24W	120V	2400LM	RGBW	B1-U5-G0	100

Sample Ordering

Model Light Direction Color Temp. Finish

WMC - UDL - RGBW - []

BK = Black
WH = White

Factory-Installed Option:

[]

Blank = No Option For Accessories
OPT-PC-B = FOR 120V-277V PHOTOCELL
OPT-EM-OD1INT = INTERNAL EMERGENCY BACK UP BATTERY

Example:

1. WMC-UDL-RGBW-WH (FOR WMC 24W UP/DOWN LIGHT RGBW FIXTURE 120V)
2. WMC-UDL-RGBW-WH OPT-PC-B (FOR WMC 24W UP/DOWN LIGHT RGBW FIXTURE 120V) (FOR 120V/277V PHOTOCELL)

FACTORY-INSTALLED OPTION:



OPT-PC-B
FOR 120V-277V PHOTOCELL



OPT-EM-OD1INT
INTERNAL EMERGENCY
BACK UP BATTERY





Westgate Smart
Download the Smart life App

