



INDUSTRIAL AND COMMERCIAL  
LIGHTING MFR SINCE 2003

PROJECT NAME \_\_\_\_\_  
ITEM # \_\_\_\_\_  
FIXTURE SCHEDULE \_\_\_\_\_  
NOTES \_\_\_\_\_

# WL-MFL Series



This DLC Premium v5.1 compact flood light offers a polycarbonate lens to provide efficient light distribution, easy access to the dip switch for color selection and a die-cast aluminum housing for self-cleaning and thermal management.

## Specifications - 30W Flood

Wattage	27W	CRI	70+
CCT Selectable	3000K/4000K/5000K	Mount	1/2" Adjustable Knuckle
Lumens	3677*	Warranty	5 Years
Voltage	120-277V	Certifications	DLC 5.1 Prem, UL and CUL Listed
Efficacy	133 lm/W*	Starting Temp	-40°C - +40° C

\*Efficacy based on 5000K



INDUSTRIAL AND COMMERCIAL  
LIGHTING MFR SINCE 2003

PROJECT NAME \_\_\_\_\_  
ITEM # \_\_\_\_\_  
FIXTURE SCHEDULE \_\_\_\_\_  
NOTES \_\_\_\_\_

## Order Information

Flood Series WL-MFL			Example: WL-MFL-15W-MCT-KN-BZ	
Series	Wattage	CCT	Mount	Finish
<b>WL-MFL</b>	15W	<b>MCT</b> 3000K / 4000K / 5000K	<b>KN</b> Knuckle	<b>BZ</b> Bronze
	30W			
	50W			
	75W			
	100W			
	200W		<b>SF</b> Slipfitter	

## Mount Options

Knuckle (15W/30W/50W/75W/100w)



Slipfitter (200W)



## DLC Information

Item	DLC Version	DLC ID	Wattage	Lumens*
WL-MFL-15W-MCT-KN-MV-BZ	5.1 Premium	S-XFUWEC	14W	1866
WL-MFL-30W-MCT-KN-MV-BZ	5.1 Premium	S-43ZC28	27W	3677
WL-MFL-50W-MCT-KN-MV-BZ	5.1 Premium	S-WFLSXU	47W	6601
WL-MFL-75W-MCT-KN-MV-BZ	5.1 Premium	S-W3KIS1	72W	9654
WL-MFL-100W-MCT-KN-MV-BZ	5.1 Premium	S-JRZ7VH	96W	13479
WL-MFL-200W-MCT-SF-MV-BZ	5.1 Premium	S-EC549D	201W	27867

\*Efficacy based on 5000K



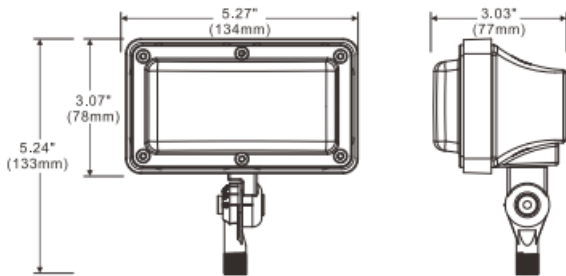
INDUSTRIAL AND COMMERCIAL  
LIGHTING MFR SINCE 2003

PROJECT NAME \_\_\_\_\_  
ITEM # \_\_\_\_\_  
FIXTURE SCHEDULE \_\_\_\_\_  
NOTES \_\_\_\_\_

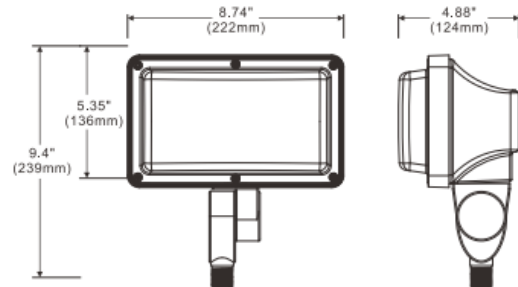
## Dimensions

Item	Height	Width	Depth	Weight
WL-MFL-15W-MCT-KN-MV-BZ	5.24"	5.27"	3.03"	1.20 lbs.
WL-MFL-30W-MCT-KN-MV-BZ	9.4"	8.74"	4.88"	4.50 lbs.
WL-MFL-50W-MCT-KN-MV-BZ	9.4"	8.74"	4.88"	4.50 lbs.
WL-MFL-75W-MCT-KN-MV-BZ	10.6"	11.3"	5.94"	6.75 lbs.
WL-MFL-100W-MCT-KN-MV-BZ	10.6"	11.3"	5.94"	6.75 lbs.
WL-MFL-200W-MCT-SF-MV-BZ	16.61"	16.93"	7.95"	13.23 lbs.

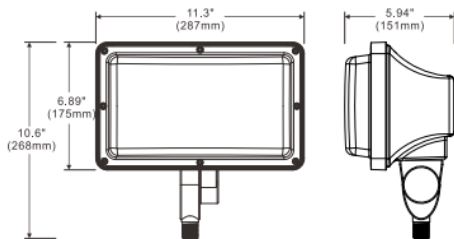
**WL-MFL-15W**



**WL-MFL-30W/50W**



**WL-MFL-75W/100W**



**WL-MFL-200W**

