



Applications:

Security, pathway and perimeter lighting, Building entryways and walkways.

Features

- Sealed die-cast construction for indoor and outdoor applications.
- Voltage is 120-277V or 347-480V
- Lumen output from 3550-15000lm with efficacy up to 128lm/W
- Polycarbonate optical lens with UV stabilizers.
- Photocell optional.
- Replacing 100W MH to 400W MH.
- Operating temperature is -40°C to 40°C (-40°F to 104°F).
- UL/cUL wet location listed and DLC qualified.
- Manufacturer: Mester



PERFORMANCE DATA

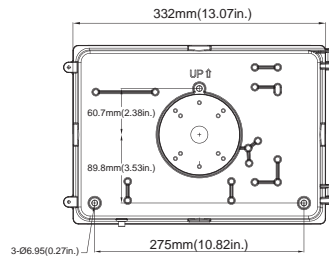
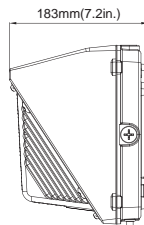
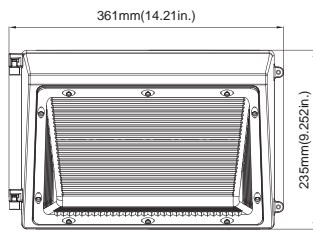
		4000K(70CRI)		5000K(70CRI)	
SYSTEM WATTS	VOLTAGE	LUMENS	LPW	LUMENS	LPW
30W	120-277VAC	3550lm	118 lm/W	3600lm	120 lm/W
40W	120-277VAC	5000lm	125 lm/W	5100lm	128 lm/W
40W	347-480VAC	5000lm	125 lm/W	5100lm	128 lm/W
65W	120-277VAC	7800lm	120 lm/W	7900lm	122 lm/W
65W	347-480VAC	7800lm	120 lm/W	7900lm	122 lm/W
90W	120-277VAC	10000m	111 lm/W	10500m	117 lm/W
90W	347-480VAC	10000m	111 lm/W	10500m	117 lm/W
125W	120-277VAC	14500m	116 lm/W	15000m	120 lm/W
125W	347-480VAC	14500m	116 lm/W	15000m	120 lm/W

ELECTRICAL DATA

Number Of Drivers	Driver Current (mA)	Nominal Power (W)	INPUT VOLTAGE (V)	CURRENT (Amps)
1	430	30	120	0.25
		30	208	0.14
		30	240	0.13
		30	277	0.11
1	640	40	120	0.33
		40	208	0.19
		40	240	0.17
		40	277	0.14
		40	347	0.12
		40	480	0.08
1	1110	65	120	0.54
		65	208	0.31
		65	240	0.27
		65	277	0.23
		65	347	0.19
		65	480	0.14
1	2270	90	120	0.75
		90	208	0.43
		90	240	0.38
		90	277	0.32
		90	347	0.26
		90	480	0.19
2	3260	125	120	1.04
		125	208	0.60
		125	240	0.52
	3200	125	277	0.45
		125	347	0.36
		125	480	0.26

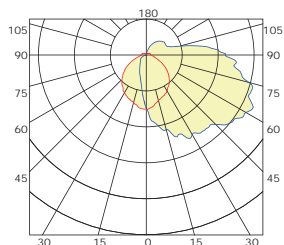
DIMENSION

unit: inch/mm



Weight
 30W: 6.327lb
 40W: 6.525lb
 65W: 6.724lb
 90W: 7.319lb
 125W: 8.157lb

PHOTOMETRICS



ACCESSORIES



Photocell
 Pencil Type Photo Sensor for Swivel Mount

ORDERING GUIDE

Example: MWP0840W27V50KYY

Fixture Type	Power Consumption	Input Voltage	CCT	Finish	Photocell (Option)
<input type="text"/>	<input type="text"/>	<input type="text"/>	<input type="text"/>	<input type="text"/>	<input type="text"/>
MWP08 Wall Pack Series	30 30W 40 40W 65 65W 90 90W 125 125W	27V 120-277V 48V 347-480V	40K 4000K 50K 5000K	D Dark Bronze B Black W White	P0 120-277V Photocell Blank Without Photocell

Note: The 30W is limited to 120-277V input.

DLC Model NO.

SYSTEM WATTS	VOLTAGE	CCT	DLC NO.	DLC Classification
30W	120-277V	4000K	MWP0830W27V40K[D,B,W][Blank,P0,P1]	Premium
		5000K	MWP0830W27V50K[D,B,W][Blank,P0,P1]	Premium
40W	120-277V	4000K	MWP0840W27V40K[D,B,W][Blank,P0,P1]	Premium
		5000K	MWP0840W27V50K[D,B,W][Blank,P0,P1]	Premium
	347-480V	4000K	MWP0840W48V40K[D,B,W]	Standard
		5000K	MWP0840W48V50K[D,B,W]	Standard
65W	120-277V	4000K	MWP0865W27V40K[D,B,W][Blank,P0,P1]	Standard
		5000K	MWP0865W27V50K[D,B,W][Blank,P0,P1]	Standard
	347-480V	4000K	MWP0865W48V40K[D,B,W]	Standard
		5000K	MWP0865W48V50K[D,B,W]	Standard
90W	120-277V	4000K	MWP0890W27V40K[D,B,W][Blank,P0,P1]	Standard
		5000K	MWP0890W27V50K[D,B,W][Blank,P0,P1]	Standard
	347-480V	4000K	MWP0890W48V40K[D,B,W]	Standard
		5000K	MWP0890W48V50K[D,B,W]	Standard
125W	120-277V	4000K	MWP08125W27V40K[D,B,W][Blank,P0]	Standard
		5000K	MWP08125W27V50K[D,B,W][Blank,P0]	Standard
	347-480V	4000K	MWP08125W48V40K[D,B,W]	Standard
		5000K	MWP08125W48V50K[D,B,W]	Standard