

EasyLED Series

Bentley Large Area/Roadway IP67



ST35Q

Housing:

Heavy-Duty Low Profile Die Cast Housing with Integral Heat Sinking, Driver Compartment, Mounting Arm Adaptor. Powdercoat Finish Over a Chromate Conversion Coating. Includes Twist Lock Photocell Receptacle.

Lens:

Clear Flat Glass Lens or Clear Flat Prismatic Glass Lens

Mounting:

Mounts on 2 $\frac{3}{8}$ " Diameter Mounting Arm.

LumaFit LED:

Array Lumens: 34,739 (C Optic); 38,089 (F Optic)

Delivered Lumens: 29,091 (C, Clear);
32,884 (F, Clear);
28,415 (F, Prismatic)

CRI: 86

CCT: 5000K

Rated Life: 50,000 Hours

5-Year Warranty

Aluminum Boards

Wattage:

Array: 278.8w, System: 301.3w

Driver:

Electronic Driver, 120-277V, 50/60Hz or
347/480V, 50/60Hz;

Dimmable Driver

Listing & Ratings:

CSA: Listed for Wet Locations. IP67

Operating Temperatures: -40°C to +50°C

LM-79 Report Available on Select Models.

Options:

Surge Protection

Custom Colors Available Upon Request.



DesignLights Consortium™ Qualified Luminaires:
ST35QC1X279U5KC**
ST35QF1X279U5KC**



Bentley Large Area/Roadway

Catalog #

Description

Complete Units

Ordering Information

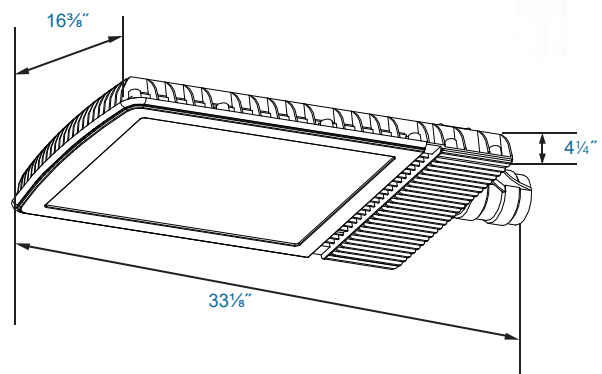
Example: ST35QF1X279U5KCZSP

ST35	Model:	ST35
Q	LED Mfr:	Q=QSSI
F	Optics:	C=Type III, F=Type V
1X	Number of Arrays:	1X=One
279	Wattage:	279=279w
U	Ballast:	U=120-277V, H=347/480V
5K	CCT:	5K=5000K
C	Lens:	C=Clear Flat Glass Lens, P=Clear Flat Prismatic Glass Lens* *Use with F Optic Only.
Z	Color:	Z=Bronze
SP	Options:	SF=Single Fuse, DF=Double Fuse, SP=Surge Protection P40=P18140 110-120VAC Instant, P42=P18142 110-277VAC Instant, P50=P18150 120VAC Time Delay, P52=P18152 277VAC Time Delay


LD

LED
lighting
facts
LED Product Partner

DIMENSIONS



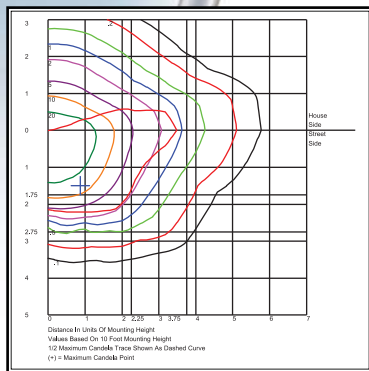
ST35Q



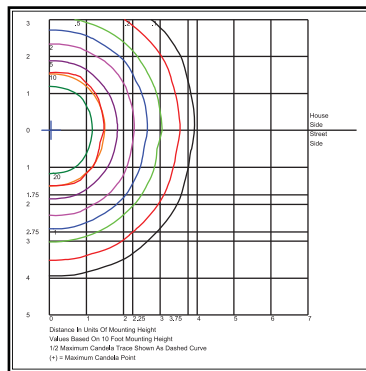
WAREHOUSE-LIGHTING.COM

Catalog #	Description
ST35GLP	Prismatic Flat Glass Lens
STSFZ	Adjustable Die Cast Double Slipfitter with Angle Indicators Allows Mounting on Vertical Tenons, Includes Hardware. Bronze Finish.
PSS4T180HTZ	4" 180° Twin Square Horizontal Tenon, Bronze Finish
PSS5T180HTZ	5" 180° Twin Square Horizontal Tenon, Bronze Finish
PTSB1SZ	Single Pole Tenon Spoke Bracket
PTSB290SZ	Twin Pole Tenon Spoke Bracket, 90° Arms, Bronze Finish
PTSB2180SZ	Twin Pole Tenon Spoke Bracket, 180° Arms, Bronze Finish
PTSB390SZ*	Triple Pole Tenon Spoke Bracket, 90° Arms, Bronze Finish
PTSB3120SZ*	Triple Pole Tenon Spoke Bracket, 120° Arms, Bronze Finish
PTSB490SZ*	Quad Pole Tenon Spoke Bracket, 90° Arms, Bronze Finish
P18130	480VAC Twist Lock Photocell Receptacle
P18131	Twist Lock Non-Shorting (Open) Cap Disconnects Service to Fixture for Temporary or Permanent Disabling (Fixture Always Off). IP65, 480V Maximum.
P18132	Twist Lock Shorting Cap Provides Fixed Service to Fixture (Fixture Always on). IP65, Rated Load 7200w Tungsten.
P18140	110-120VAC Instant Twist Lock
P18142	110-277VAC Instant Twist Lock
P18150	120VAC Time Delay Twist Lock
P18152	277VAC Time Delay Twist Lock

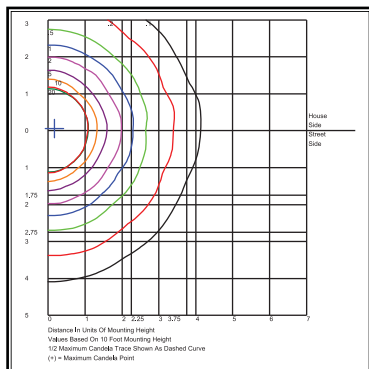
*Special order item. Lead time three weeks.



ST35QC1X279U5KC




ST35QF1X279U5KC



ST35QF1X279U5KP

EasyLED Series

Bentley Large Area/Roadway



ST35GLP



STSFZ
(Shown Mounted)



PSS4T180HTZ,
PSS5T180HTZ



PTSB1SZ



PTSB290SZ



PTSB2180SZ



PTSB390SZ*



PTSB3120SZ*



PTSB490SZ*



P18130



P18131



P18132



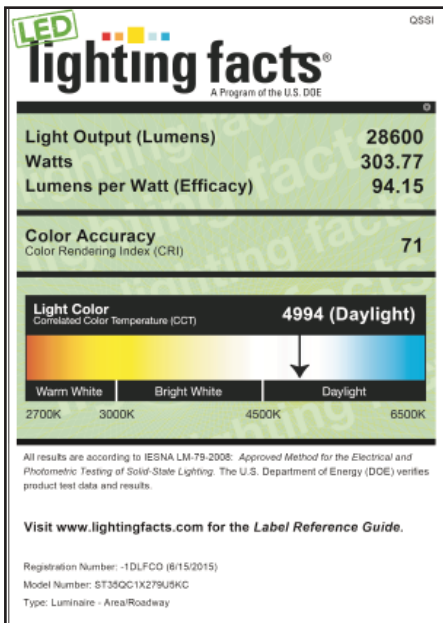
P18140,
P18142



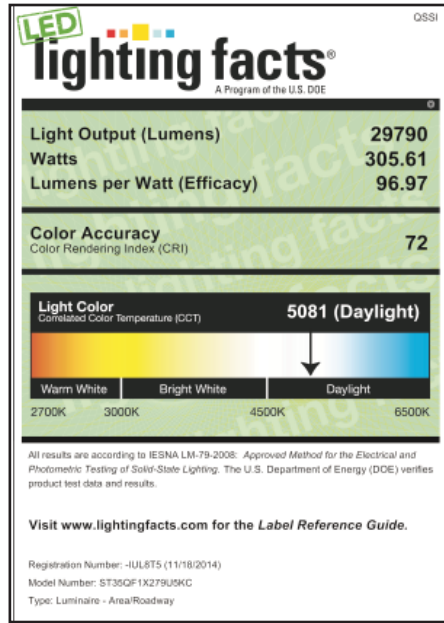
P18150
P18152

LD

PHOTOMETRICS



LM-79 Report Available.
DesignLights Consortium™ Qualified Luminaire.



LM-79 Report Available.
DesignLights Consortium™ Qualified Luminaire.



WAREHOUSE-LIGHTING.COM