

SRL6 SERIES Commercial Lighting

SRL6-2FT-MCTP
SLOT RECESSED COMMERCIAL LINEAR LIGHTS, 6" WIDE

MCT Multi Color Temperature (Selectable)



This indoor commercial LED Blacklit panel light is ideal for hotels, offices, retail outlets, restaurants, parking garages, storage rooms, conference rooms, education facilities, and more.

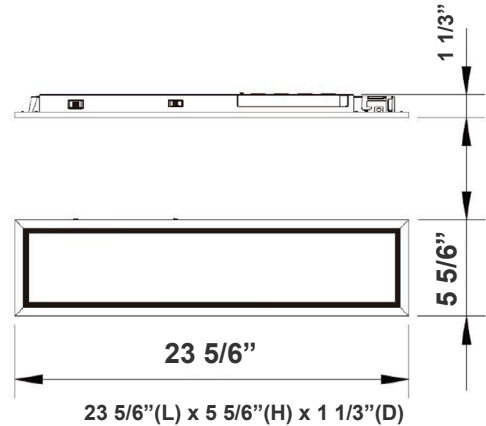
WESTGATE
THE FUTURE IS HERE...AND IT'S QUITE BRIGHT!

Customer Name: _____

Project Name: _____

Note: _____

Type: _____



Features

- Soft and Wide Light-Emitting
- 50,000 Hours Rated Life
- No Infrared Rays, No Ultraviolet Radiation, No Thermal Effect
- Earthquake hooks and Suspension Hooks Pre-Installed
- No Flickering, No Humming, No RF Interference
- Multi Color Temperature & Multi Power (Selectable Switch On Back of Fixture)

Technical Specifications

Electrical:

- Voltage: AC120V-277V 50/60Hz
- Power Factor: >0.90
- Wattage: 10W/15W/20W
- Efficacy: 110 LPW
- Fixture Operating Voltage: 36VDC
- Rated Input Current (mA): 337/ 253/ 168mA
- Total Harmonic Distortion: ≤ 20 %

Mechanical:

- White Finish
- Earthquake Hooks and Suspension Hooks pre-installed
- External driver mounted on top
- Operating Temperature: -68°F~104°F
- Surge Protector: 1KV, 2.5KV
- 5-Year Warranty

Lighting:

- Dimmable: 0~10V Dimming
- Total Lumens: 2200LM Max.
- Color Temperatures: 3500K/4000K/5000K
- Multi CCT & Multi Power (Selectable Switch On Back Of Fixture)
- Color Rendering Index: CRI ≥ 80
- Beam Angle: 110°
- Rated Life: 50,000 hrs

Applications:

- Ideal for hotel, offices, retail outlets, restaurant, parking garages, storage room, conference room, education facilities and more.

Other Models:

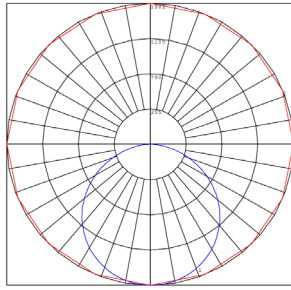
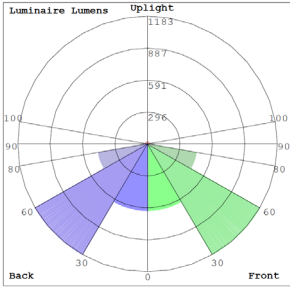
- 40W | 4400LM | SRL6-4FT-MCTP
- 80W | 8800LM | SRL6-8FT-MCTP



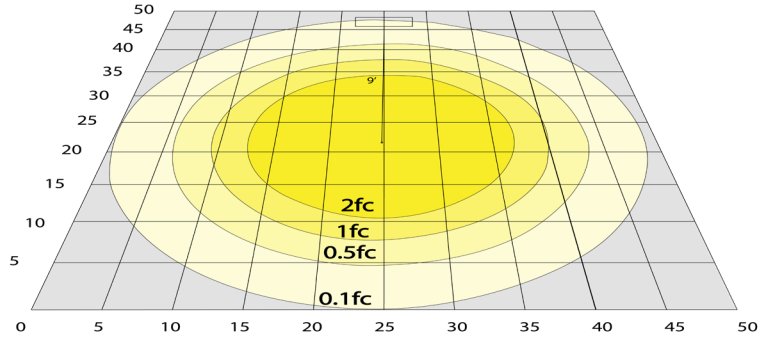
Phone: (877) 805-2252 | Fax: (877) 805-2252
www.westgatemfg.com |



Photometrics: SRL6-2FT-MCTP



BUD Rating: B2-U2-G1



Simulation Based on 4000K Area 50'x 50' Mounting Height: 9'


Other Views:



Side View



Front View



Back View

Performance Table: SRL6-2FT-MCTP

MODEL NO.	Wattage	Voltage	Lumens	Color Temp.	BUG Rating	LPW
SRL6-2FT-MCTP	10W 15W 20W	120~277V	1100LM 1650LM 2200LM	3500K/ 4000K/ 5000K	B2-U2-G1	110

Sample Ordering

Model Size Watt/Color Temp.

SRL6 - 2FT - MCTP

Accessories:

Blank = No Option For Accessories
 WEC-2DLH-22 = DAYLIGHT HARVESTING
 WEC-2CPDR = MOTION SENSOR
 WEC-3RC = OPTIONAL REMOTE CONTROL

Factory-Installed Options:

Blank = No Option For Accessories
 OPT-EM-SRL6 = INTERNAL EMERGENCY BACKUP BATTERY
 OPT-FWH-63 = 6FT 3-WIRE WHIP
 OPT-FWH-65 = 6FT 5-WIRE WHIP
 OPT-FWH-66 = 6FT 6-WIRE WHIP

ACCESSORIES and MOUNTING KIT:



WEC-2CPDR-3

WEC-3RC

WEC-2DLH-22

FACTORY-INSTALLED OPTIONS:



OPT-EM-SRL6



OPT-FWH-63
 OPT-FWH-65
 OPT-FWH-66

