

SOLA SERIES

Outdoor Lighting

WESTGATE
THE FUTURE IS HERE...AND IT'S QUITE BRIGHT!

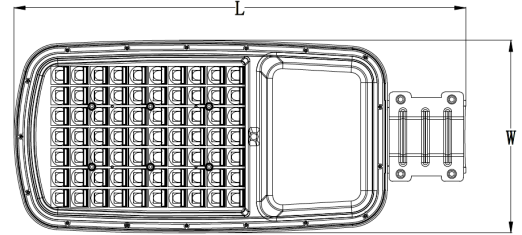
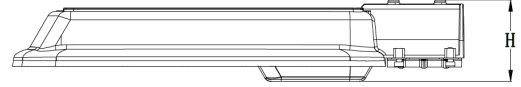
SOLA-5W-50K-WA
ROADWAY AND AREA SOLAR LIGHTS



Customer Name: _____

Project Name: _____

Note: _____ Type: _____



19"(L) x 8 1/4"(W) x 3 1/2"(H)

Ideal for general site lighting, alleys, loading docks, doorway, pathway, and parking areas.

Features

- Included 20" Pole/Arm Mount Arm
- Die-Cast Aluminum With Powder Coat Finish (Light Grey)
- Lifespan: 70000 Hrs.
- Optical Lens: TYPE III High Light Transmittance PC, Anti-UV and Flame Resistant

Technical Specifications

Electrical:

- LED Wattage: 5W
- Power Factor: 0.95
- Efficacy: 150 LM/W

Mechanical:

- No Wires
- Die-Cast Aluminum With Powder Coat Finish (Light Grey)
- Smart Lighting Controller & Remote Control To Charge Settings (Remote Is Not Included)
- Operating Temperature: -4°F to 104°F
- IP Rating: IP65

Battery:

- Battery Charge Time To Full Level: 6 to 12 Hours Depending On The Sunlight Quality, See The Map On Page 3
- Battery Type: LiFePO4
- Battery Life: More Than 2000 Cycles (2000/365days=5.47 Years) With Overcharge and Over-Discharge Protection
- Operation On Full Charge: 10 hrs. Depending On The Sunlight Quality, See The Map On Page 3

Lighting:

- Dimming: Set Remote
- Optical Lens: TYPE III High Light Transmittance PC, Anti-UV and Flame Resistant
- LUMILEDS 2835 LED 150Lm/W
- Total Lumens: 750LM
- Color Temperature: 5000K
- Color Rendering Index: >80
- Lifespan: 70000 Hrs.

Applications:

- Ideal for Ideal for doorway, pathway and alleys
- Great for use with optional motion sensors or photocell



- The SOLA-RC remote control is needed per job. 1 remote control can control all the fixtures. order 1 per job.

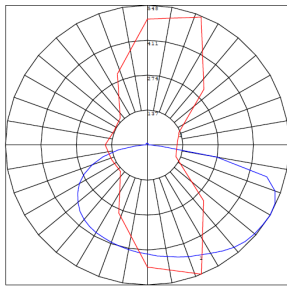
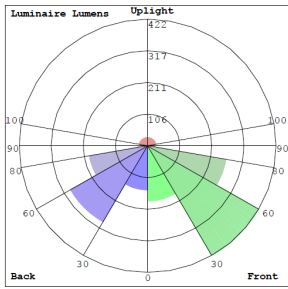
see the instruction on page 4



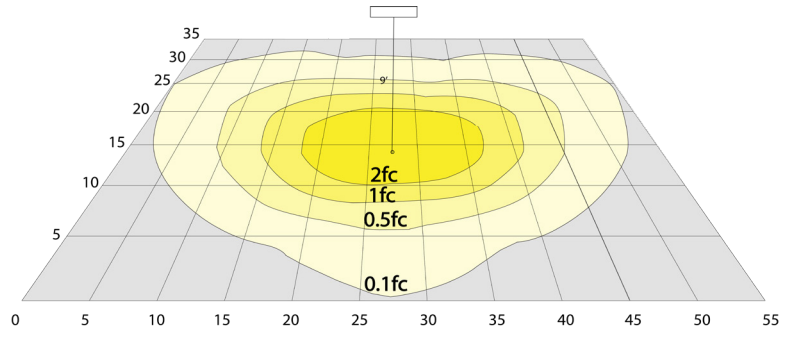
Phone: (877) 805-2252 | Fax: (877) 805-2252
www.westgatemfg.com



Photometrics: SOLA-5W-50K-WA




BUG Rating: B1-U2-G0



17W, 5000K Area 35'x 55' Mounting Height: 9'

Other Views:



Wall Mount



Front View



Back View

Performance Table: SOLA-5W-50K-WA

MODEL NO.	LED WATTS	Lumens	Color Temp.	BUG Rating	LPW
SOLA-5W-50K-WA	8W	750LM	5000K	B1-U2-G0	150

Sample Ordering

Model	Min. Watt	Color Temp.	Style
SOLA	5W	50K	WA

Accessory:

Blank = No Option
SOLA-RC = SOLA SOLAR LIGHT REMOTE CONTROL UNIT

ACCESSORY:

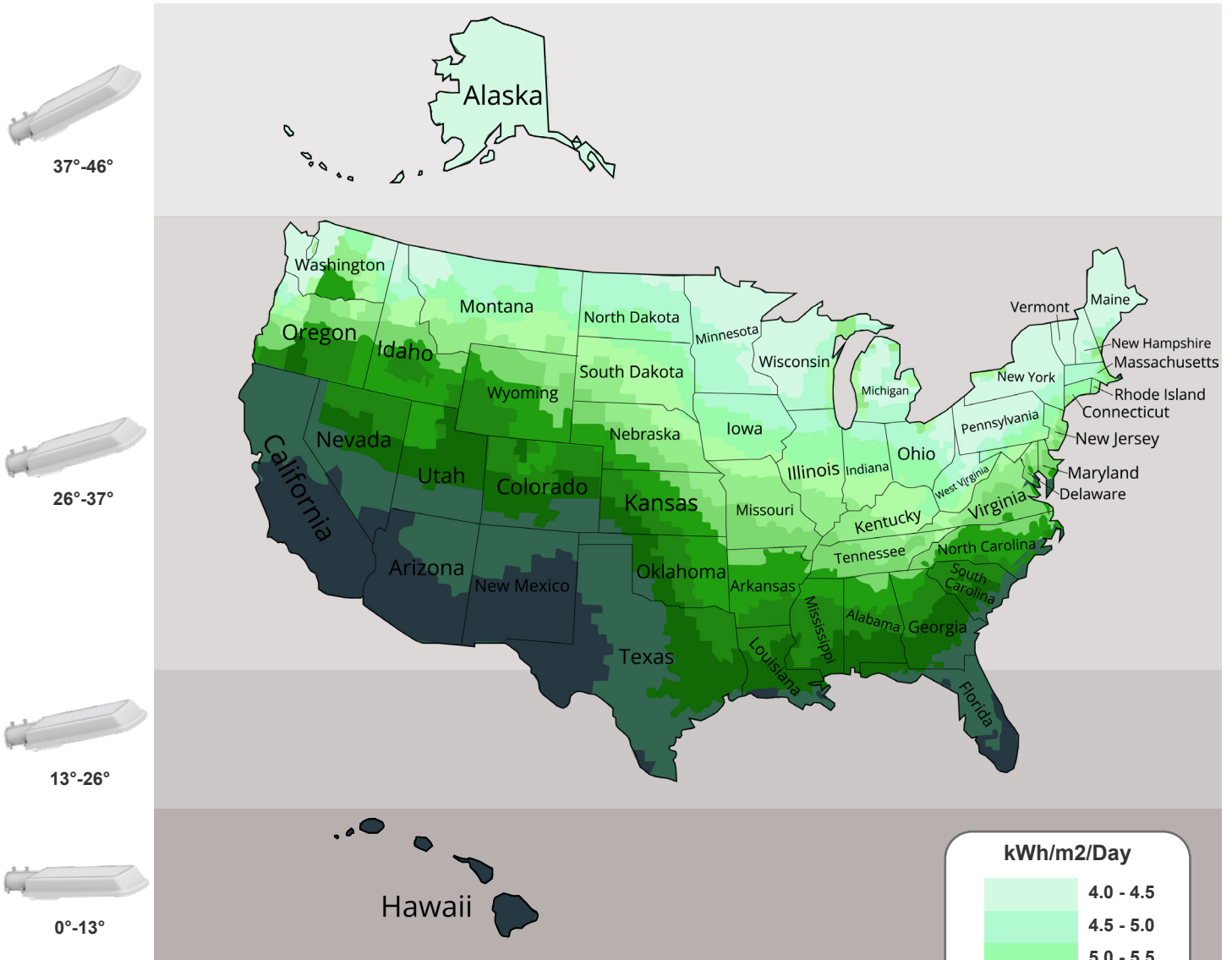


SOLA-RC

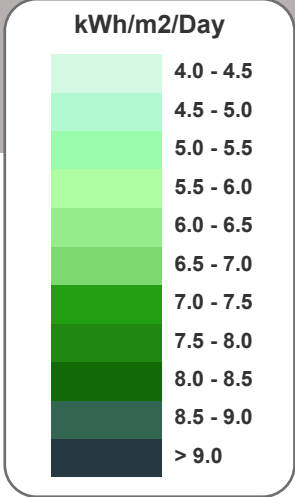


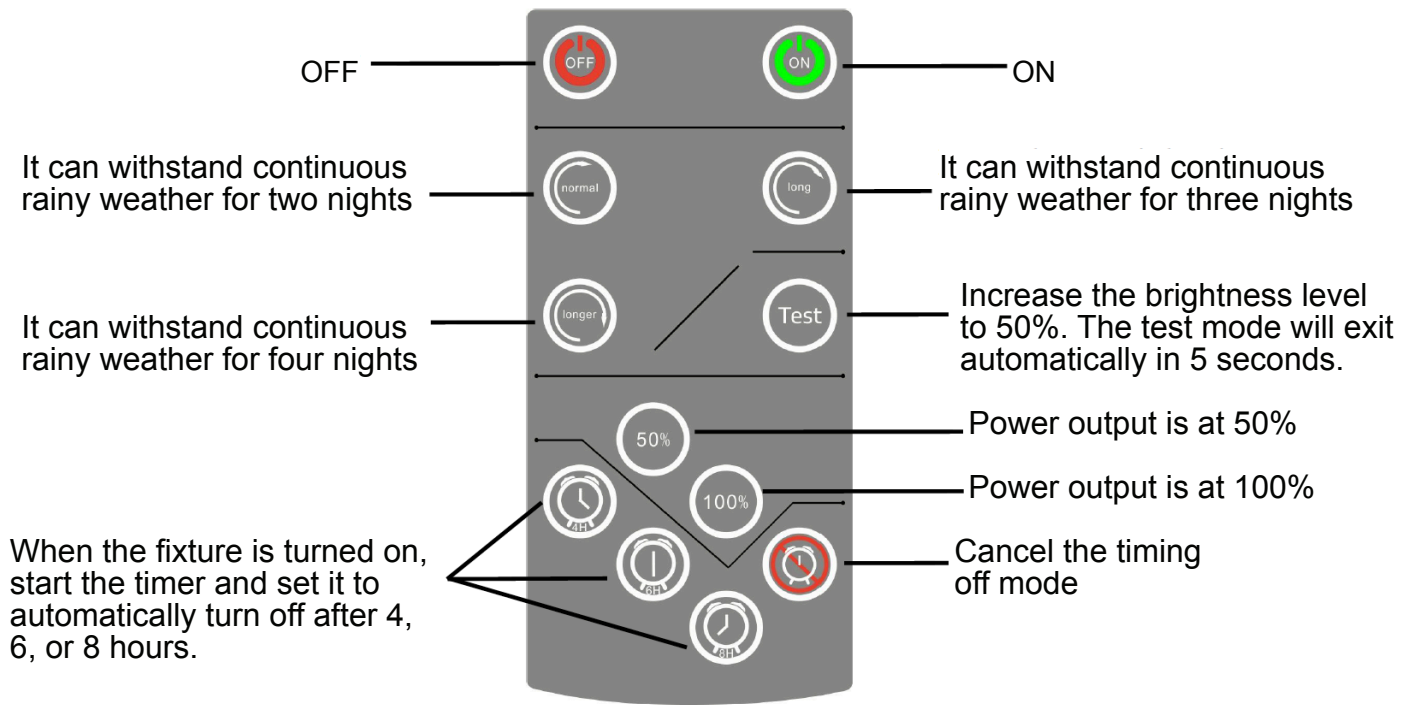
Average Daily Solar Radiation Per Month:

Increasing the tilt 15° in the winter or decreasing 15° in the summer gives the maximum sunlight for recharging the battery.



- The best facing direction for the solar panel is toward the south. facing west & east & north will provide less sunlight, resulting in a long time to charge the battery. The solar charge will be less optimal if the installation is facing north.





- **Dimensions: 4.53" x 2.17" x .59"**
- **Range: ≥8M (indoor dark environment), ≤3M (outdoor)**
- **Battery: 2 x AAA 1.5V. Function: Refer to picture**
- **Charge for 12 hours then discharge, 12 hours of working time**

