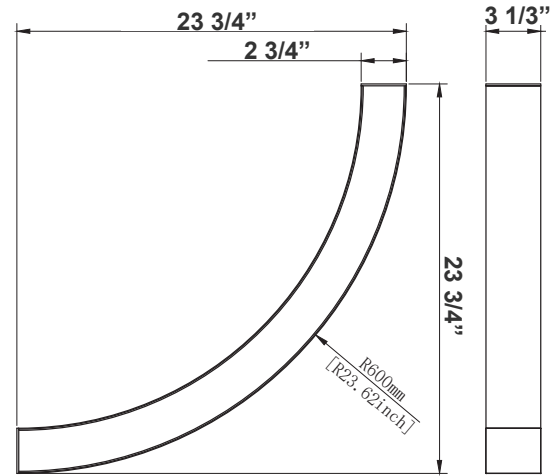



Customer Name: \_\_\_\_\_

Project Name: \_\_\_\_\_

Note: \_\_\_\_\_

Type: \_\_\_\_\_



23 3/4" (L) x 2 3/4" (W) x 3 1/3" (H)

SCXC quarter of a circle models Ideal for, retail locations, offices, lobbies, conference rooms, reception areas, hallways, educational facilities, hotels, and restaurants. FEATURES: Superior Architectural Look Energy-efficient: Low Wattage Consumption & High Lumen Output Easier Wire Management & Install Variety of Mounting Options Multi Color Temperature (Selectable Switch Inside Fixture) Variety Of Factory Customizations Available

## Features

- LED Superior Architectural Lights
- Lens Type: Opal Polycarbonate Lens
- MCT: Multi Color Temperature (Selectable with Switch Inside Fixture)

## Technical Specifications

### Electrical:

- Voltage: 120-277V AC 50/60Hz
- Wattage: 25W
- Power Factor: >0.9
- Total Harmonic Distortion: ≤ 20 %
- Efficacy: 110 LPW

### Mechanical:

- Aluminum Housing With Matte White Finish
- Adjustable Suspension Brackets Provided on Top of The Fixtures
- Custom Colors Available
- Lens Snaps into Housing
- Mounting Options: Surface, Suspended
- Operating Temperature: -22°F to +104°F
- IP Rating: IP54
- 5-Year Warranty

### Lighting:

- Multi-CCT(Selectable with Switch Inside the Fixture)
- Dimmable: 0~10V Dimming
- Total Lumens: 2750LM
- Color Temperatures: 3000K/3500K/4000K/5000K
- Color Rendering Index: CRI ≥ 80
- Beam Angle: 104.8°(H) x 100.5°(V)
- 50,000 Hours Rated Life

### Applications:

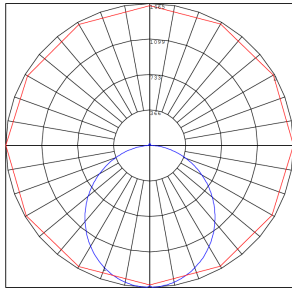
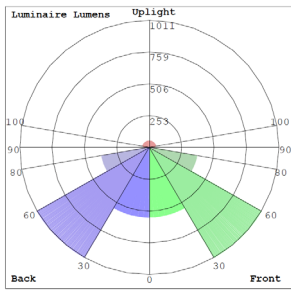
- Ideal for offices, hotels, corridors, saloons, libraries, meeting rooms, conference halls, and the best solution for modern lighting solutions
- It can be used in any indoor applications

### Other Models:

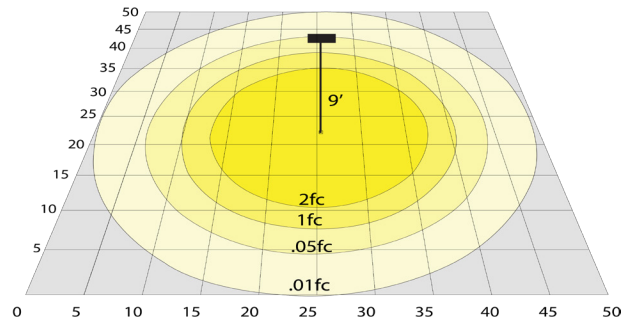
- 10W | 1100LM | SCXC-Q28-10W-MCT4
- 20W | 2200LM | SCXC-Q36-20W-MCT4



## Photometrics: SCXC-Q48-25W-MCT4



BUG Rating: B2-U3-G1



25W 5000K, Area 50'x 50' Mounting Height: 9'

## Other Views:




Side View



Front View



Back View



1 QUARTER CIRCLE SHOWN WITH SUSPENSION KITS



CREATED WITH 4 QUARTER CIRCLES



CREATED WITH 4 QUARTER CIRCLES SHOWN WITH SUSPENSION KIT

## Performance Table: SCXC-Q48-25W-MCT4

MODEL NO.	Wattage	Voltage	Lumens	Color Temp.	BUG Rating	LPW
SCXC-Q48-25W-MCT4	25W	120~277V	2750LM	3000K 3500K 4000K 5000K	B2-U3-G1	110

## Sample Ordering

**Model Size Wattage Color Temp.**

SCXC - Q48 - 25W - MCT4

## Example:


1. SCXC-Q48-25W-MCT4

(For SCXC 25W MCT4 fixture 120-277V)




## **MOUNTING OPTIONS:**

### **SUSPENSION ROD KITS (SET OF 2)**


Model	DESCRIPTION	
SCL-3CS10	ADJ. 10FT 1/16in TRIPLE-CABLE SUSPENSION CANOPY KIT WITH KEYHOLE END CONNECTORS & 5-WIRE CORD	

## **FACTORY-INSTALLED OPTIONS:**

### **COLOR OF YOUR CHOICE**

Model	DESCRIPTION	
OPT-SCX-CLR-1FT	Add this option and specify your desired color on your purchase order or provide a swatch to match. For painted flanged fixture or optional rod, mounting set please also add the relevant option below for each fixture.	
OPT-SCX-CLR-RODSET		

### **EMERGENCY BATTERY BACKUP**

Model	DESCRIPTION	
OPT-EM-CM1INT	This is an option for a 90-minute backup battery installation. If you need to order this series for the fixture, please have your purchase order ready and call us or specify on the order which fixture to install this option and the test button.	



**COLOR CHART:** \* Choose from one of our Premium Colors with no set-up fee.

**Gloss:**



SILVER METALLIC  
70 GLOSS  
T357-GR105



SILVER METALLIC  
30 GLOSS  
T353-GR06



DARK RED 90  
GLOSS  
P009-RD02



INTERNATIONAL  
ORANGE 90  
GLOSS  
T009-OG26




SAFETY ORANGE  
90 GLOSS  
T009-OG01



YELLOW 90  
GLOSS  
T009-YL14



YELLOW 90  
GLOSS  
T009-YL01



TRAFFIC GREEN  
70 GLOSS  
T007-GN16



GREEN 70 GLOSS  
T007-GN13




GREEN 60 GLOSS  
C006-GN03



BLUE 90 GLOSS  
T009-BL01



DARK BLUE 80  
GLOSS  
T008-BL20



RAL 8028 TERRA  
BROWN 90 GLOSS  
C209-BR358

**Hammer:**




WHITE HAMMER  
T013-WH09



BEIGE HAMMER  
T013-BG38



GREY HAMMER  
C013-GR08




SILVER  
HAMMERTONE  
T064-GR05




BLACK HAMMER  
T013-BK62



RED HAMMER  
T013-RD15



GREEN HAMMER  
T013-GN220



BLUE HAMMER  
T013-BL468



BRONZE HAMMER  
T012-BR161

**Texture:**



WHITE TEXTURE  
C031-WH120



FLINT GRAY  
TEXTURE  
T243-GR522



BLACK TEXTURE  
C241-BK109



RED TEXTURE  
T241-RD129



BLUE TEXTURE  
C241-BL544



OIL RUBBED  
BRONZE TEXTURE  
T291-BR251


**Vein:**



BLACK/WHITE  
VEIN  
T075-WH34



SILVER VEIN  
T375-BK26



COPPER VEIN  
EXTERIOR  
T075-BK211



GOLD VEIN  
T375-BK10



COPPER VEIN  
T375-BK07

