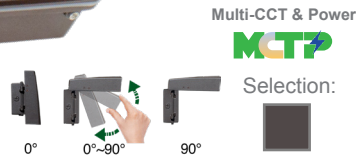


LWAX SERIES Outdoor Lighting

LWAX-LG-50-120W-MCTP

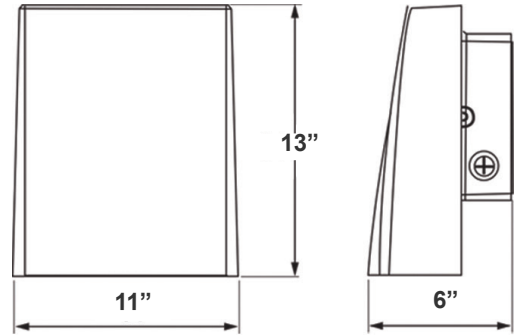
WESTGATE
THE FUTURE IS HERE...AND IT'S QUITE BRIGHT!



Customer Name: _____

Project Name: _____

Note: _____ Type: _____



11" (W) x 13" (H) x 6" (D)

Ideal for general site lighting, alleys, loading docks, doorway, pathway, and parking areas. Great for use with motion sensors or another instant on/off controls.

Features

- High Light Transmittance, Anti-UV and Fire Resistant PC Lens
- LED Type/Brand: SMD 3030/ Philips Lumileds LEDs
- Four 1/2" Knockouts: 1 Top, 1 on Each Side, 1 Back
- Die-Cast Aluminum With Powder Coat Finish (Dark Bronze)
- 7-Year Warranty
- Multi CCT and Power (Switches are inside fixture)

Technical Specifications

Electrical:

- Voltage: 120-277VAC 60Hz
- Wattage: 120W
- Power Factor: >0.95
- Efficacy: 130 LPW

Mechanical:

- Die-Cast Aluminum With Powder Coat Finish
- High Light Transmittance, Anti-UV and Fire Resistant Shatterproof PC Lens
- Light Head Can Be Adjusted From 0° to 90°
- Full Cutoff, Dark Sky Compliant
- Four 1/2" Knockouts: 1 Top, 1 on Each Side, 1 Back
- Operating Temperature: -4°F -104°F
- Wet Location
- 7-Year Warranty
- IP65

Lighting:

- Dimming: 0~10V Dimmable
- Multi CCT and Power (Switches are inside fixture)
- LED Type/Brand: SMD 3030/ Lumileds LEDs
- The Type II Distribution is Used For Wide Walkways, On Ramps and Entrance Roadways, As Well As Other Long, Narrow Lighting
- Total Lumens: 15000LM Max
- Color Temperatures: 3000K/ 4000K/ 5000K/ 5700K
- Color Rendering Index: CRI ≥ 80
- Beam angle: 80° x 100°
- Rated life: 70,000 Hrs

Applications:

- General site Lighting
- Alleys
- Loading docks
- Doorways
- Pathways
- Parking areas

Other Models:

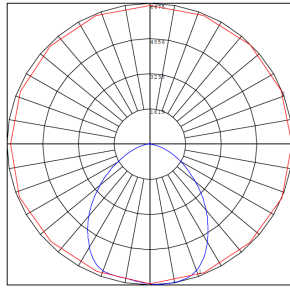
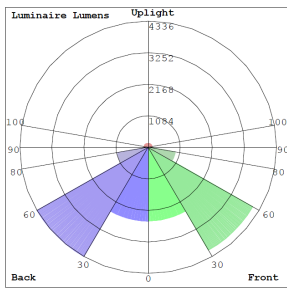
- 50W | 6150LM | LWAX-MD-20-50W-MCTP



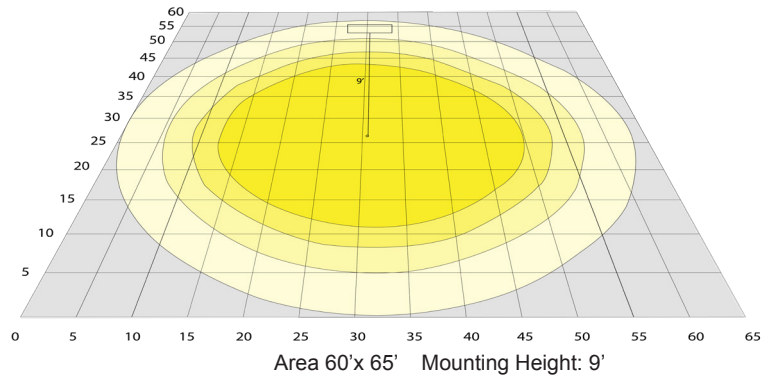
Phone: (877) 805-2252 | Fax: (877) 805-2252
www.westgatemfg.com | www.westgatecontrols.co




Photometrics: LWA-LG-50-120W-MCTP




BUD Rating: B4-U3-G3




Other Views:



Side View



Front View



Back View

Performance Table: LWA-LG-50-120W-MCTP

MODEL NO.	Wattage	Voltage	Lumens	Color Temp.	BUG Rating	LPW
LWAX-LG-50-120W-MCTP	50W	120~277V	7000LM	3000K 4000K 5000K 5700K	B4-U3-G3	130
			7200LM			
			7400LM			
			7400LM			
			10200LM			
	80W		10500LM			
			10800LM			
			10800LM			
			12000LM			
			12300LM			
	100W		12650LM			
			12650LM			
			13900LM			
			14200LM			
			15000LM			
120W	14900LM					



Sample Ordering

Model	Size	Min.	Max.	Wattage	Color Temp.
LWAX	LG	50	120W	MCTP	

Accessories:

Blank = No Option For Accessories
LWA-SH3 = SHROUD

Factory-Installed Options:

Blank = No Option For Accessories
OPT-EM-OD2INT = INTERNAL EMERGENCY BACKUP BATTERY
OPT-SEN-3MRLV-5 = PROGRAMMABLE MICROWAVE BI-LEVEL
OPT-CLR-85 = COLOR PAINT
OPT-PC-B = BUTTON
OPT-TRS-T120 = TAMPER RESISTANT SCREW
WEC-8RC = OPTIONAL REMOTE

ACCESSORIES:



LWA-SH3

FACTORY-INSTALLED OPTIONS:



OPT-EM-OD2INT



OPT-SEN-3MRLV-5



WEC-8RC



OPT-PC-B

Example:

1. LWAX-LG-50--120W-MCTP
2. LWAX-LG-50--120W-MCTP
LWA-SH3
3. LWAX-LG-50--120W-MCTP
LWA-SH3
OPT-EM-OD2INT

(FOR LWAX 120W MCTP FIXTURE 120-277V)

(FOR LWAX 120W MCTP FIXTURE 120-277V)
(SHROUD)

(FOR LWAX 120W MCTP FIXTURE 120-277V)
(SHROUD)
(INTERNAL EMERGENCY BACKUP BATTERY)

