

# LTRD SERIES Commercial Lighting

LTRD-2X4-MCTP



Multi-CCT & Power  
**MCTP**


Ideal for both new construction and remodel/replacement of fluorescent troffers in commercial office spaces, schools, healthcare facilities and retail merchandising areas.

Customer Name: \_\_\_\_\_

Project Name: \_\_\_\_\_

Note: \_\_\_\_\_

Type: \_\_\_\_\_



47 1/2"(L) x 23 3/4"(W) x 2 2/5"(H)

## Features

- High Quality LED Chips Provide High Efficiency, Heat Dissipation, Stability, and Lumen Maintenance
- 5-Year Warranty
- 50,000 Hours Rated Life
- Lens: Polycarbonate
- Multi CCT: Selectable Multi-CCT & Power Switches Inside The Driver Box

## Technical Specifications

### Electrical:

- Voltage: 120-277VAC 50/60Hz
- Wattage: 30W/ 40W/ 50W
- Power Factor: >0.92
- Efficacy: 125 LPW

### Mechanical:

- High Quality LED Chips Provide High Efficiency, Heat Dissipation, Stability, and Lumen Maintenance
- Individual, Pure Aluminum Heat Sinks Offers Heat Transmission Faster Than Die Cast Steel
- Driver disconnect provided where required to comply with US and Canadian codes
- Performance Engineered Optical Lens Assembly Delivers Unique Beam Angles and Reduces Glare
- Polycarbonate Lens
- Operating Temp: -22°F to 104°F

### Lighting:

- Dimmable: 0~10V Dimming
- Total Lumens: 3750LM/ 5000LM/ 6250LM
- Multi CCT: Selectable Multi-CCT & Power Switches Inside The Driver Box
- Color Temperatures: 3500K/4000K/5000K
- Color Rendering Index: CRI ≥ 80
- IP Rating: IP20 Indoor use only

### Applications:

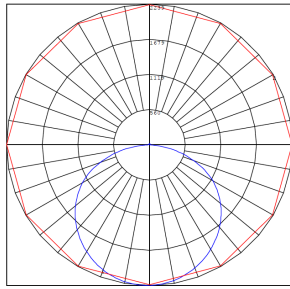
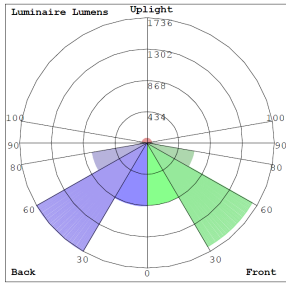
- Retail/Schools/Offices
- Healthcare/Conference rooms
- Hospitality/Corridors
- Reception areas/Foyer
- Library

### Other Models:

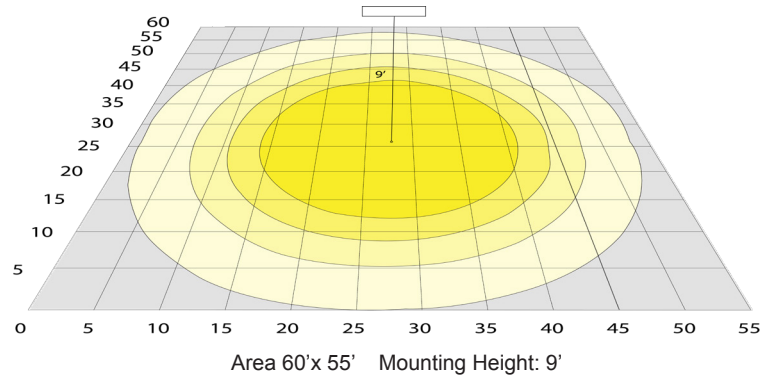
- 35W | 4375LM | LTRD-2X2-MCTP



## Photometrics: LTRD-2X4-MCTP



BUG Rating: B2-U3-G2




## Other Views:



Side View



Front View



Back View

## Performance Table: LTRD-2X4-MCTP

MODEL NO.	Wattage	Voltage	Lumens	Color Temp.	BUG Rating	LPW
LTRD-2X4-MCTP	30W 40W 50W	120~277V	3750LM 5000LM 6250LM	3500K 4000K 5000K	B2-U3-G2	125

## Sample Ordering

Model Size Color Temp./Watts

LTRD - 2X4 - MCTP

## Accessories:

Blank = No Option For Accessories  
LPNG-SRFC-2X4 = SURFACE MOUNTING KIT

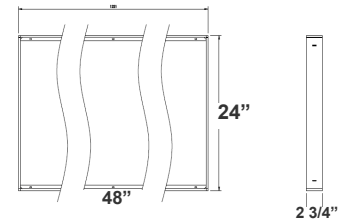
## Factory-Installed Options:

Blank = No Option For Accessories  
OPT-EM-TREXT= EXTERNAL EMERGENCY BACKUP BATTERY  
OPT-SEN-2MDR-36= PROGRAMMABLE MICROWAVE BI-LEVEL SENSOR  
WEC-3RC=OPTIONAL REMOTE CONTROL  
OPT-FWH-63= 6FT 3-WIRE WHIP  
OPT-FWH-65= 6FT 5-WIRE WHIP  
OPT-FWH-66= 6FT 6-WIRE WHIP

## ACCESSORIES and MOUNTING KIT:



LPNG-SRFC-2X4



## FACTORY-INSTALLED OPTIONS:



OPT-EM-TREXT



OPT-FWH-63

OPT-FWH-65

OPT-FWH-66



WEC-3RC



OPT-SEN-2MDR-36

## Example:

1. LTRD-2X4-MCTP

(FOR LTRD 4FT MCTP FIXTURE 120-277V)

2. LTRD-2X4-MCTP

(FOR LTRD 4FT MCTP FIXTURE 120-277V)

OPT-EM-TREXT

(EXTERNAL EMERGENCY BACKUP BATTERY)

