

LSS SERIES Commercial Lighting

LSS-4FT-25W-MCT

MCT Multi Color Temperature (Selectable)

WESTGATE
THE FUTURE IS HERE...AND IT'S QUITE BRIGHT!

Customer Name: _____

Project Name: _____

Note: _____

Type: _____



LED Strip Light is a cost-effective, energy-efficient lighting fixture for surface mount applications such as corridors, stairwells, public rooms, schools, hospitals utility areas, etc.

44 1/2"(L) x 2 3/5"(W) x 2 2/3"(H)

Ideal choice for residential, commercial, and industrial lighting. Steady performance and long lifetime. Ideal for applications requiring fixtures with motion sensor or battery backup, see factory-installed options below

Features

- High Lumen Efficiency
- Ceiling Mount or Suspended Mount
- Linkable (Optional Alignment Bracket Available)
- MCT: Multi Color Temperature (Selectable Switch Inside Fixture)

Technical Specifications

Electrical:

- Voltage: 120-277VAC 60Hz
- Wattage: 25W
- Power Factor: >0.99
- Efficacy: 130 LPW

Mechanical:

- White Finish
- High Lumen Efficiency Lumen
- Lens: Polycarbonate Frosted Lens, Shatter Resistant
- Rated life: 50,000 Hrs
- Ceiling Mount or Suspended Mount
- Operating Temperature: -4°F -122°F
- Housing: Cold-rolled Steel
- IP20, Indoor Use Only
- 5-Year Warranty

Lighting:

- Dimmable: 0~10V Dimming
- Total Lumens: 3250LM
- Color Temperatures: 3500K/ 4000K/ 5000K
- Multi-CCT (Selectable switch inside fixture)
- Color Rendering Index: CRI ≥ 80
- Reduces Energy Consumption Up to 80% Compared to a Fluorescent Fixture

Applications:

- LED Strip Light is a cost-effective, energy-efficient lighting fixture for surface mount applications such as corridors, stairwells, public rooms, schools, hospitals utility areas, etc.
- Ideal for applications requiring fixtures with motion sensor or battery backup, see factory-installed options below
- Ideal for residential, commercial, and industrial lighting. Steady performance and long lifetime

Other Models:

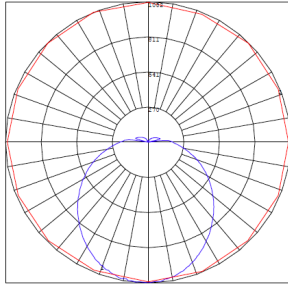
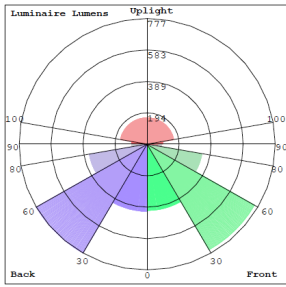
- 20W | 2600LM | LSS-2FT-20W-MCT
- 32W | 4160LM | LSS-4FT-32W-MCT
- 46W | 5980LM | LSS-4FT-46W-MCT



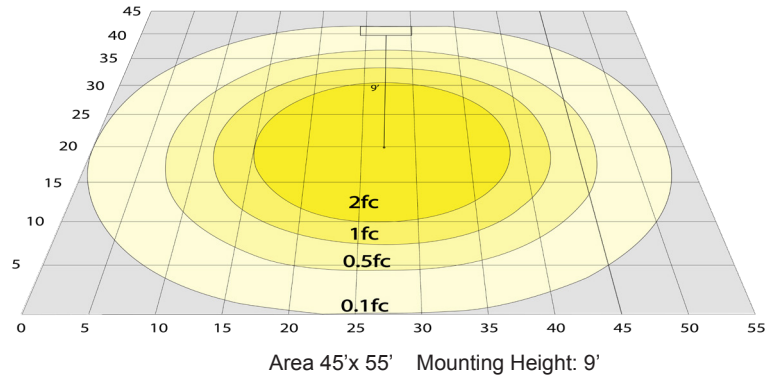
Phone: (877) 805-2252 | Fax: (877) 805-2252
www.westgatemfg.com |




Photometrics: LSS-4FT-25W-MCT



BUD Rating: B1-U3-G1



Other Views:



Side View



End View



Back View

Performance Table: LSS-4FT-25W-MCT

MODEL NO.	Wattage	Voltage	Lumens	Color Temp.	BUG Rating	LPW
LSS-4FT-25W-MCT	25W	120~277V	3250LM	3500K 4000K 5000K	B1-U3-G1	130

Sample Ordering

Model	Size	Wattage	Color Temp.
LSS	4FT	25W	MCT

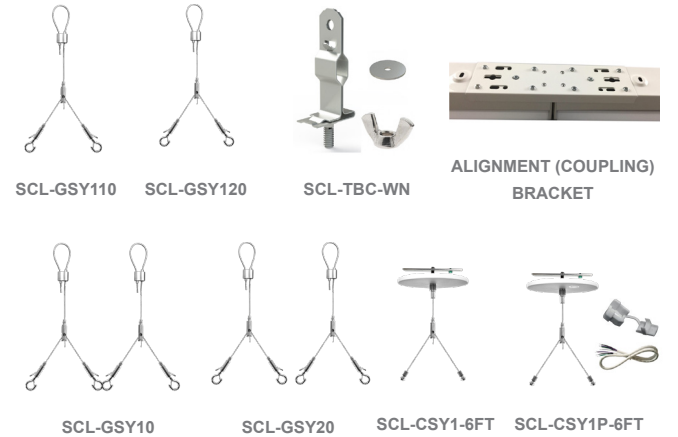
Accessories:

Blank = No Option For Accessories
LSS-CB2 = ALIGNMENT BRACKET
SCL-TBC-WN = T-BAR CLIP WITH SUSPENSION HOLE ON TOP. WING NUT AND WASHER INCL.
SCL-GSY10 = HEAVY-DUTY ADJUSTABLE 1/16" 10FT. SUSPENSION KIT WITH Y-CONNECTOR & LOOP GRIPPER & HOOKS - 70 LBS. MAX LOAD (2 PER SET)
SCL-GSY20 = HEAVY-DUTY ADJUSTABLE 1/16" 20FT. SUSPENSION KIT WITH Y-CONNECTOR & LOOP GRIPPER & HOOKS - 70 LBS. MAX LOAD (2 PER SET)
SCL-GSY110 = ADJ. 20FT 1/16in SINGLE SUSPENSION CABLE WITH Y HOOK ENDS. LOOP GRIPPER ON TOP 70 LBS. MAX LOAD (ORDER 3 FOR 8FT.)
SCL-GSY120 = ADJ. 20FT 1/16in SINGLE SUSPENSION CABLE WITH Y HOOK ENDS. LOOP GRIPPER ON TOP 70 LBS. MAX LOAD (ORDER 3 FOR 8FT.)
SCL-CSY1-6FT = ADJ. 6FT 1/16in SINGLE SUSPENSION 5in CANOPY SET WITH Y DOUBLE KEY-HOLE END CONNECTORS, NONPOWER SIDE
SCL-CSY1P-6FT = ADJ. 6FT 1/16in SINGLE SUSPENSION 5in CANOPY SET WITH Y DOUBLE KEY-HOLE END CONNECTORS, POWER SIDE WITH SJTW18/5 WHITE CORD

Factory-Installed Options:

Blank = No Option For Accessories
OPT-EM-CM1INT = INTERNAL EMERGENCY BACKUP BATTERY
OPT-SEN-2US = ULTRASONIC BI-LEVEL DIMMING (REMOTE NOT NEEDED)
OPT-HBC-125TL-WH = NEMA TWIST-LOCK PLUG 8FT, 15A, 125V
OPT-HBC-277TL-WH = NEMA TWIST-LOCK PLUG 8FT, 15A, 277V
OPT-HBC-125SB-WH = STRAIGHT BLADE PLUG 10FT, 15A, 125V, 3-CONDUCTOR 18AWG
WEC-3RC = OPTIONAL REMOTE
OPT-FWH-63 = 6FT 3-WIRE WHIP
OPT-FWH-65 = 6FT 5-WIRE WHIP

ACCESSORIES:



FACTORY-INSTALLED OPTIONS:

