

LRT SERIES Commercial Lighting

LRT-HL-2X4-MCTP
PREMIUM HIGH-LUMEN RETROFIT TROFFER-POWER & CCT ADJUSTABLE

MCTP Multi Color Temperature &
Multi Power/Wattage (Selectable)



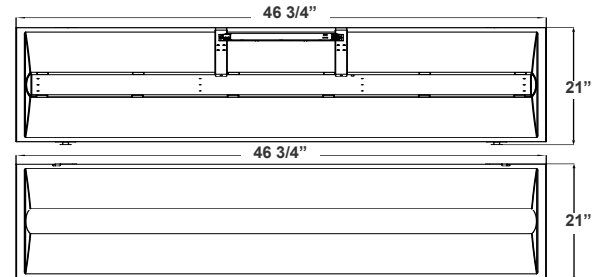
Elevate your lighting experience with the Westgate LED Retrofit Troffer – a perfect blend of innovation, efficiency, and reliability. Designed to seamlessly fit into existing troffer installations, this retrofit solution transforms traditional lighting systems into energy-efficient, cost-effective lighting with minimal effort.

Customer Name: _____

Project Name: _____

Note: _____

Type: _____



21"(L) x 46 3/4"(W) x 2"(H)

Features

- 5-Year Warranty
- White Finish
- Rated Life: 50,000 Hours
- Lens: Polycarbonate
- Multi CCT & Power (Selectable Switch On Back Of Fixture)

Technical Specifications

Electrical:

- Voltage: 120-277VAC 50/60Hz
- Wattage: 30W/40W/50W
- Power Factor: >0.97
- Efficacy: 125 LPW

Mechanical:

- White Finish
- Galvanized Steel Construction
- Integrated Securement Tabs for Securement to Existing Troffer Housing.
- Minimum Depth of only 3" Necessary To Allow Proper Clearance And Installation
- Retrofit Kit Is Powder Coated After Fabrication With High Quality, Durable Finish To Ensure No Unfinished Edges And Avoid Future Potential Of Corrosion.
- Components Fit Together Easily Without The Need For tools during installation. in addition the light module Can Be Removed From Below The Ceiling For Continent Maintenance And Upgrades
- Operating Temperature: -4°F ~ 122°F
- 5-Year Warranty

Lighting:

- Multi CCT & Power (Selectable Switch On Back Of Fixture)
- Dimmable: 0~10V Dimming
- LED Type: SMD 2835
- Total Lumens: 3750LM/5000LM/6250LM
- Color Rendering Index: CRI ≥ 80
- Color Temperatures: 3500K/ 4000K/ 5000K
- Rated Life: 50,000 Hours

Applications:

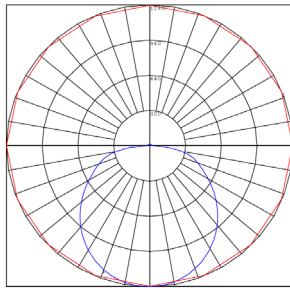
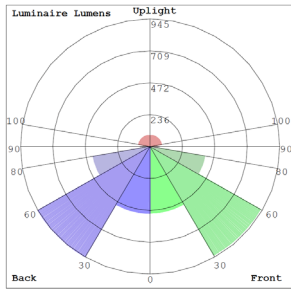
- Elevate your lighting experience with the Westgate LED Retrofit Troffer – a perfect blend of innovation, efficiency, and reliability. Designed to seamlessly fit into existing troffer installations, this retrofit solution transforms traditional lighting systems into energy-efficient, cost-effective lighting with minimal effort.

Other Models:

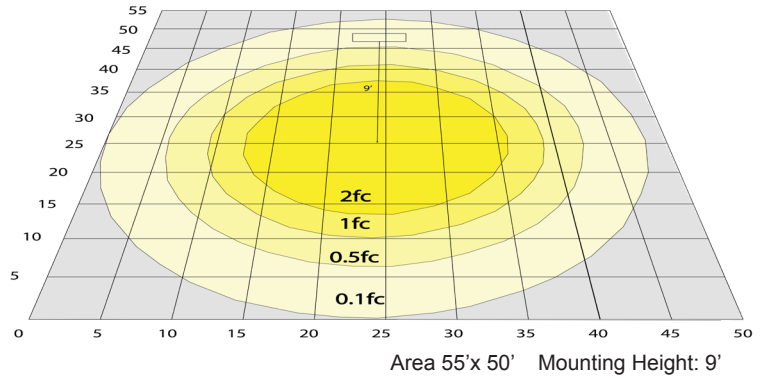
- 25W | 3125LM | LRT-HL-2X2-MCTP



Photometrics: LRT-HL-2X4-MCTP



BUG Rating: B1-U3-G1



Area 55'x 50' Mounting Height: 9'

Other Views:



Side View



Front View



Back View

Performance Table: LRT-HL-2X4-MCTP

MODEL NO.	Wattage	Voltage	Lumens	Color Temp.	BUG Rating	LPW
LRT-HL-2X4-MCTP	30W	120~277V	3750LM	3500K	B1-U3-G1	125
	40W		5000LM	4000K		
	50W		6250LM	5000K		

Sample Ordering

Model High Lumen Size Color Temp.

LRT - HL - 2X4 - MCTP

Factory-Installed Options:

Blank = No Option For Accessories

OPT-EM-LTR = EMERGENCY BACKUP BATTERY MOUNTED ON TOP OF FIXTURE

OPT-SEN-2MDR-36 = PROGRAMMABLE MICROWAVE BI-LEVEL SENSOR

FACTORY-INSTALLED OPTIONS:



OPT-EM-LTR



OPT-SEN-2MDR-36

