

LLHC SERIES Industrial Lighting

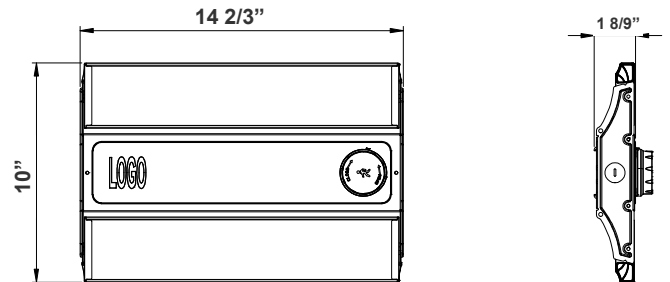
LLHC-80-150W-MCTP
ADJUSTABLE COMPACT LINEAR HIGHBAY

WESTGATE
THE FUTURE IS HERE...AND IT'S QUITE BRIGHT!

Customer Name: _____

Project Name: _____

Note: _____ Type: _____



10"(H) X 14 2/3"(W) X 1 8/9"(D)

Ideal for replacement of conventional lighting systems such as HID and fluorescent. Applications include manufacturing warehousing and other large indoor spaces with mounting heights from 10ft. to 40ft. the fixture can be surface mounted also.

Features

- High quality LED Chips to Provide High Efficiency, Heat Dissipation
- Stability, and Lumen Maintenance
- Multi CCT and Power: The Switch Is In The Driver
- Polycarbonate Lens, High Flame Retardant Point.

Technical Specifications

Electrical:

- Voltage: 120~277V AC/50~60 Hz
- Wattage: 80W/10W/150W
- Power Factor: >0.95
- Efficacy: 150LM/W

Mechanical:

- Steel Housing
- Adjustable Lenses. 45° Max.
- V-hooks & Two 30" Hanging Chains Incl.
- Operating Temperature: -4°F ~ 131°F
- Suitable for Damp Locations
- 5-Year Warranty

Lighting:

- Dimming: 0~10V Dimmable
- Multi CCT and Power: The Switch is on the driver
- Lens: Polycarbonate Lens
- Total Lumens: 22500LM Max.
- Color Temperatures: 3000K/3500K/4000K/5000K
- Color Rendering index: >80
- 50,000 Hours Rated Life

Applications:

- Warehouse
- Manufacturing Plants Distribution Centers
- Industrial Commercial
- Grocery Stores Gymsnasiums

Other Models:

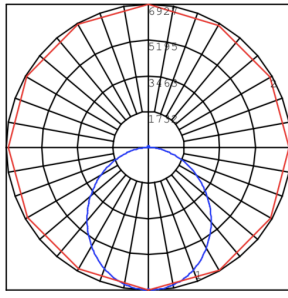
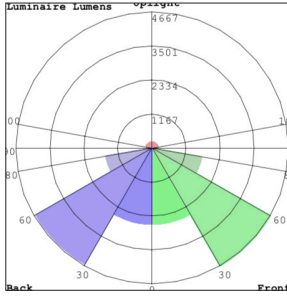
- 220W | 29700LM | LLHC-165-220W-MCTP



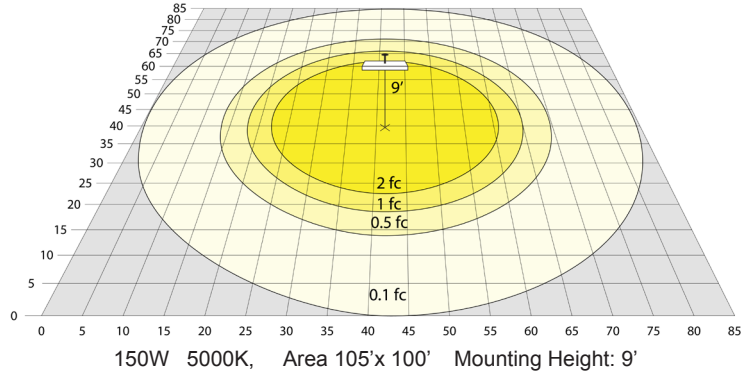
Phone: (877) 805-2252 | Fax: (877) 805-2252
www.westgatemfg.com



Photometrics: LLHC-80-150W-MCTP



BUG Rating: B5-U3-G4



Other Views:



Actual View



Side View



Back View

Performance Table: LLHC-80-150W-MCTP

MODEL NO.	Wattage	Voltage	Lumens	Color Temp.	BUG Rating	LPW
LLHC-80-150W- MCTP	80W	120~277V	12000LM	300K	B5-U3-G4	150
	110W		16500LM	350K		
	150W		22500LM	400K		
				500K		

Sample Ordering

Model Wattage Wattage Color Temp.

LLHC - 80W - 150W - MCTP

Accessory Options

SCL-GSY10 = Heavy-Duty Adjustable 10ft. 1/16" Suspension Kit With Y-Connector & Loop Gripper & Hooks

SCL-GSY20 = Heavy-Duty Adjustable 20ft. 1/16" Suspension Kit With Y-Connector & Loop Gripper & Hooks

Factory-Installed Options

Blank = No Option

OPT-EM-OD1INT = Emergency Battery Backup

OPT-SEN-3MR-3-WH = Microwave BI-Level Sensor

OPT-EM-HB4EXT = External Emergency Battery Backup

OPT-FWH-63 = 6FT 3-Wire Whip

OPT-FWH-65 = 6FT 5-Wire Whip

OPT-FWH-66 = 6FT 6-Wire Whip

OPT-HBC-125TL-WH = 8FT, 15A, 125V, WHITE

OPT-HBC-277TL-WH = 8FT, 15A, 277V, WHITE

OPT-HBC-125SB-WH = 10FT, 15A, 125V, 18/3STR, WHT

Example:


1. LLHC-80-150W- MCTP (For LLHC 80-150W MCTP fixture 120V-277V)
2. LLHC-80-150W- MCTP (For LLHC 80-150W MCTP fixture 120V-277V)
- OOPT-SEN-3MR-3-WH (For Factory-Installed Sensor)

OPTIONAL ACCESSORIES



SCL-GSY10
SCL-GSY20

EMERGENCY BATTERY BACKUP AND SENSOR OPTIONS



OPT-EM-OD1INT



OPT-SEN-3MR-3-WH

