

LED Wall Pack Light Instruction

Application:

Available in industrial lighting, landscape lighting, courtyard, building, hotel, building exterior, etc.

Caution:

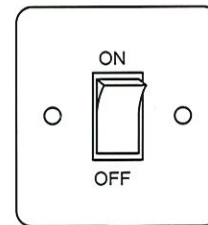
1. Can not use the electric generator to test the LED lamp.
2. Please abide by related country, regional and local law and regulations when install this fixture.
3. Please don't install the fixture when raining to lower the risk of electric shock and avoid the failure.

Note:

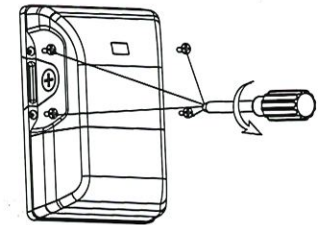
1. To avoid possibility of electrical shock or fire, the installation personnel must have professional electric knowledge.
2. Please wear gloves to avoid injury before installation.
3. If any smoke or spark of the wire happened, please turn off the power immediately and notify relevant personnel.

Installation I:

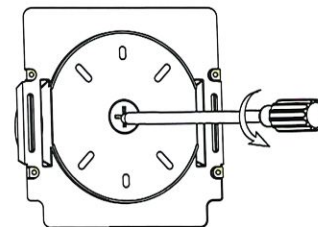
1. Turn off the power



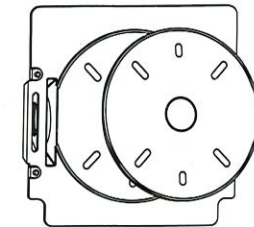
2. Loosen the 4 screws



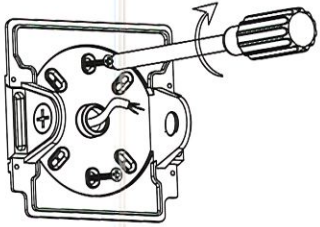
3. Remove the 1/2 end cap



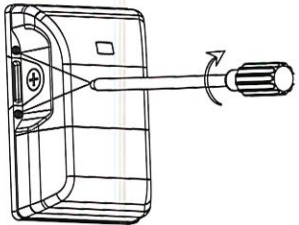
4. Peel off the yellow sticker and paste it on the round area of the bottom plate



5. Fix the bottom plate on the round plate




7. Fix the fixture by 4 screws

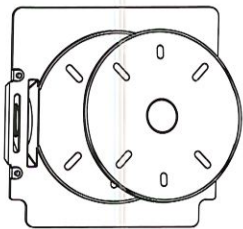


Installation II:

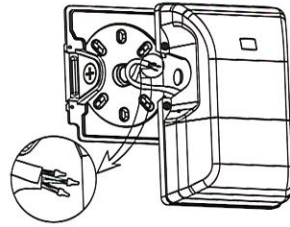
1. Turn off the power



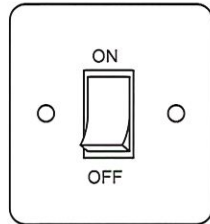
3. Paste the black sponge pad on the bottom plate



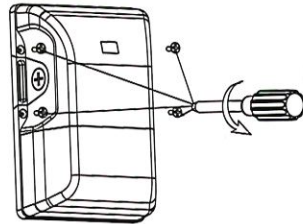
6. Make wiring connection and make sure the good protection



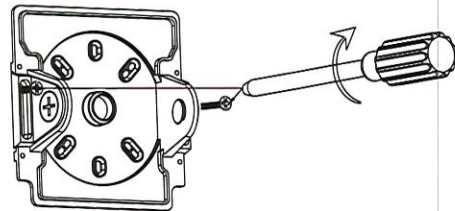
8. Make sure good wiring and screws fastening, then turn on the power



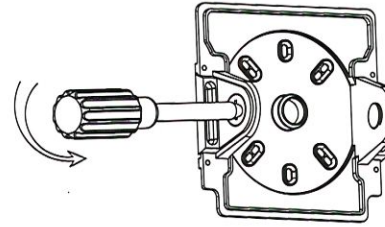
2. Loosen the 4 screws



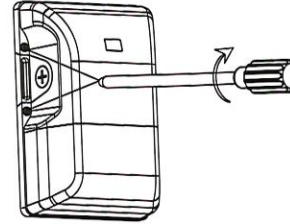
4. Screw the bottom plate on the wall



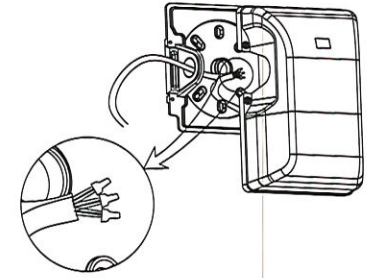
5. Remove one of the 1/2 end cap and get through wire



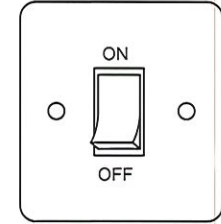
7. Return on the fixture to the bottom plate and tighten it with screws



6. Make wiring connection and make sure the good protection



8. Turn on the power after make sure good wiring and insulation



Standard wire:

L/live wire:Black\Brown;

N/null wire:White\Blue;

Ground wire:Green\Yellow-green.

Warning/Avertissement:

ECONSULT A QUALIFIED ELECTRICIAN TO ENSURE CORRECT BRANCH CIRCUIT THIS PRODUCT MUST BE INSTALLED IN ACCORDANCE WITH THE APPLICABLE INSTALLATION CODE BY A PERSON FAMILIAR WITH THE CONSTRUCTION AND OPERATION OF THE PRODUCT AND THE HAZARDS INVOLVED

CONDUCTOR CONSULTER UN ÉLECTRICIEN QUALIFIÉ POUR VOUS ASSURER QUE LES CONDUCTEURS DE LA DÉRIVATION SONT ADÉQUATS CE PRODUIT DOIT ÊTRE INSTALLÉ SELON LE CODE D'INSTALLATION PERTINENT, PAR UNE PERSONNE QUI CONNAÎT BIEN LE PRODUIT ET SON FONCTIONNEMENT AINSI QUE LES RISQUES INHÉRENTS