


LED Modular Linear High Bay Light Series



FEATURES

- IP66 rated
- Rust and corrosion proof
- 50,000 hours lifetime

SUITABLE APPLICATIONS

- Area lighting
- Parking decks
- Auto dealerships
- High masts
- Housing complexes
- Shopping malls
- Sporting complexes
- Parks and Recreational areas
- Municipal lots

CONSTRUCTION:

Heavy duty die-cast aluminum housing. High quality tempered glass optics. Polyester powder-coated finish. Stabilized to extreme climate changes without cracking or peeling.

OPTICAL SYSTEM:

Philips Lumileds 3030 LED chips. 110° beam angle. High quality tempered glass optics.

WARRANTY:

5-year limited warranty. Actual performance may differ as a result of end-user environment and application.

ELECTRICAL:

Available as 100-277V input. -30°C to 45°C, -22°F to 113°F

INSTALLATION & MOUNTING:

Chain or surface mount bracket.

DIMMING:

100W is non-dimming. 150W & 200W are dimmable.

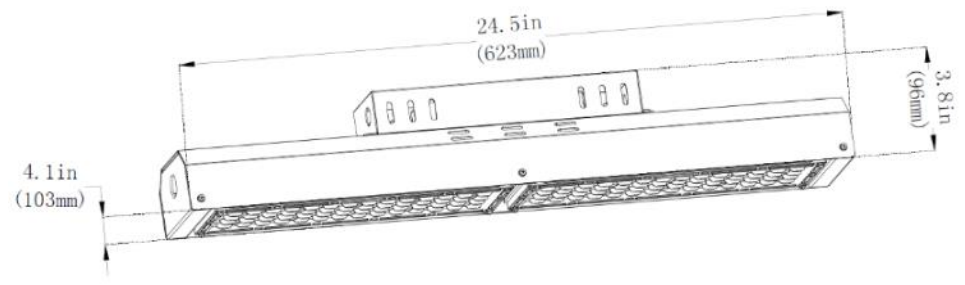


MODEL NUMBER – 5,000K	WATTAGE	LUMENS	EFFICACY	CRI	POWER FACTOR	THD	REPLACES
LOD-MSL-LHB100W-50K	100W	14,500LM	145LM/W	70	0.95	15%	300W HID
LOD-MSL-LHB150W-50KD	150W	21,750LM	145LM/W	70	0.95	15%	400W HID
LOD-MSL-LHB200W-50KD	200W	28,600LM	143LM/W	70	0.95	15%	600W HID

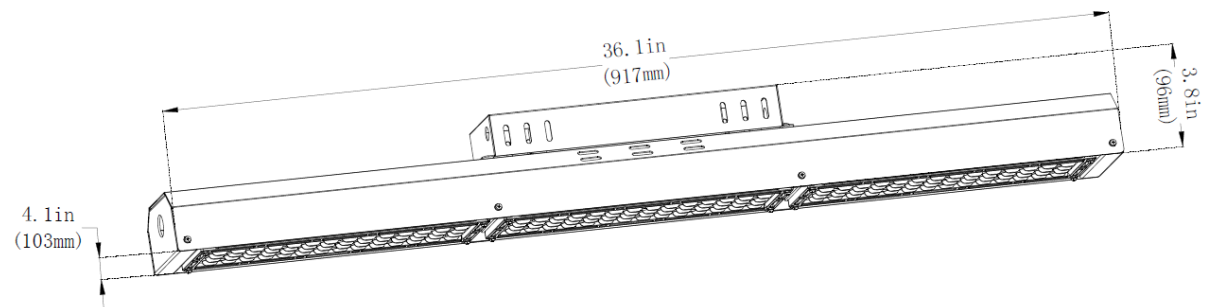
LED Modular Linear High Bay Light Series

Series	Wattage	Color Temperature
LOD-MSL-LHB	100W 150W 200W	5000K

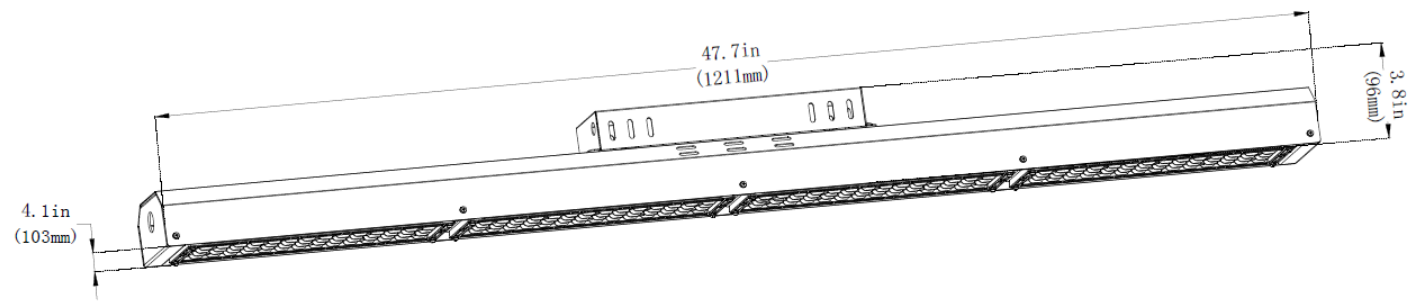
MEASUREMENTS



100W



150W



200W

MODEL	QUANTITY	WEIGHT	UPC CODE
LOD-MSL-LHB100W-50K	1	7.1 lbs	00815586028443
LOD-MSL-LHB150W-50KD	1	10.4 lbs	00815586028450
LOD-MSL-LHB200W-50KD	1	13.4 lbs	00815586028467



Chain Mount



Surface Mount Bracket