

Wall Pack Full Cutoff 5 Power + 3 CCT Switchable



Photocell Included

Light up your outdoor area with the EnVision Bolt Series, a line of outdoor fixtures with high lumen per watt efficacy. The Bolt Wall Packs are available in a variety of different styles: non-cutoff, fully cut-off, semi cut-off, adjustable, and a rotatable up/down light. EnVision's full cut off wall pack is industry leading with a slim architectural design that features an optic lens that provides forward-throw light.

Applications:

- General outdoor lighting
- Landscape lighting
- Pathways, streets, loading areas, etc.

Product Information:

- Photocell included (Easily disconnectable)
- Sturdy die-cast aluminum housing finished with corrosion free powder coat
- Suitable for wet location, professionally waterproofed IP67
- Optional photocell available
- Average life (L70) of 70,000 hours with the integration of Philips Lumileds 3030 chips
- Dark sky compliant

Detail Specifications:

- Operating temperature -4 -- + 124° F
- PF >0.9 / Input: .85A/ Output: 36-66V DC
- 120-277V or 480V

Why pick the Envision Wall Pack?:

- Each wall pack is tested for 120 hours before being packed and shipped
- Optic lens provides forward throw light
- Easy installation with twistable screw knock-outs
- 5 year limited warranty. 10 year warranty available

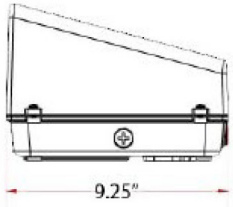
LED - WPFC - 5-Power Selectable - TRI - Finish - PC - Voltage - Sensor - EMB - Warranty

1 2 3 4 5 6 7 8

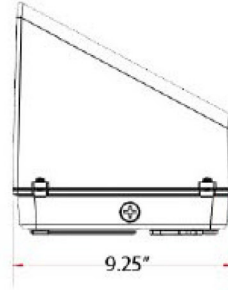
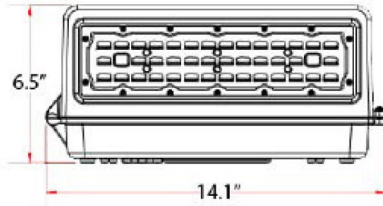
1 Product LED-WPFC	2 5-Power Selectable 5P80 80/64/48/32/16W 11,600lm (80W) / 9,280lm (64W) 6,960lm (48W) / 4,640 (32W) 2,320 (16W) 5P150 150/120/90/60/30W 21,750lm (150W) / 17,400lm (120W) 13,050lm (90W) / 8,700 (60W) 4,350 (30W)	3 Color TRI 3CCT Switchable 50/40/30K	4 Finish BZ Bronze Custom Custom* <small>*Custom colors available. 7-10 day lead time, colors include white, black, etc.</small>	5 Voltage UNV Universal HV High Voltage	6 Sensor (Blank) None BMS Bi-Level Motion Sensor (Attached)	7 Emergency (Blank) None EMB Emergency Backup (90 Mins.)	8 Warranty (Blank) 5 Year (incl.) 10YR 10 Year
-------------------------------------	--	--	--	--	--	---	---

Specs and model numbers are subject to change with or without notice

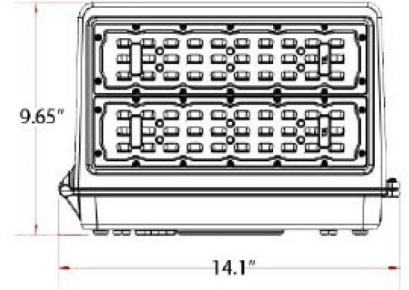
DIMENSIONS



5P80



5P150



FEATURES

Reliable LED Chips

Philips 3030 LED chips for longevity, consistent color and reliability

Optic Lens

Each chip is controlled in order to provide forward throw light output



Knockouts

Several knockout options for easy installation

Easy Open

Open and close for access to the driver with a swinging door

