

KT-CLED40PS-S1-8CSB-VDIM-W

LED CANOPY LIGHT FIXTURE

DESCRIPTION

General Purpose LED Canopy Light | Power Select 40/30/20W | Color Select 3000/4000/5000K | 120–277V Input | White Housing

APPLICATION

Ceiling mounted outdoor illumination needs, such as parking garages, covered walkways, entrance areas, etc.



PRODUCT FEATURES

- Keystone Power Select technology (40/30/20W)
- Keystone Color Select technology (3000/4000/5000K)
- Familiar, low profile design ideal for a wide range of new and replacement installations
- Heavy duty die cast aluminum housing with a modern aesthetic and (3) 1/2" NPT threaded conduit hubs
- Suitable for standard junction box mounting or 3/4" NPT pendant mounting
- Built in dusk to dawn photocell behind translucent 3/4" threaded plug with anti-yellowing agent
- Impact resistant, polycarbonate diffuser with 160° parking garage distribution. Perfect for low mounting applications
- Suitable for California Title 24 (Part 6) code compliance requirements when used with suitable sensor / control device(s).
- Optional 110° canopy distribution diffuser available. Perfect for high mounting applications
- KTS-MW3-12V-PKO, quick install bi-level occupancy sensor accessory available
- KTSL-FC4-12V-PKO, Smart Loop Bluetooth wireless controller accessory available
- Powered by Keystone LED 0–10V dimming driver
- Ambient operating temperature: –40°C/–40°F to 50°C/122°F
- UL certified for wet locations, IP65 rated
- Power Factor: > 0.95
- THD: < 20%
- L70 @ >100,000 hrs @ 25°C/77°F ambient fixture temperature
- Meets FCC Part 15, Part B, Class A standards for conducted and radiated emissions

PERFORMANCE SPECIFICATIONS

Catalog Number	Selectable Wattage	Selectable CCT	Lumens	Efficacy	Input Voltage	Dimming	CRI	Distribution Pattern	Photocell Included	Nominal Size	Housing Color	Legacy Equivalent
KT-CLED40PS-S1-8CSB-VDIM-W	40W	3000K	5000	125 lm/W	120–277V	0–10V	>80	160°	Yes	8" square	White	175W MH
		4000K	5600	140 lm/W								
		5000K	5200	130 lm/W								
	30W	3000K	3750	125 lm/W								
		4000K	4200	140 lm/W								
		5000K	3900	130 lm/W								
	20W	3000K	2500	125 lm/W								
		4000K	2800	140 lm/W								
		5000K	2600	130 lm/W								

Note: Preset to highest lumen output (40W/5000K)

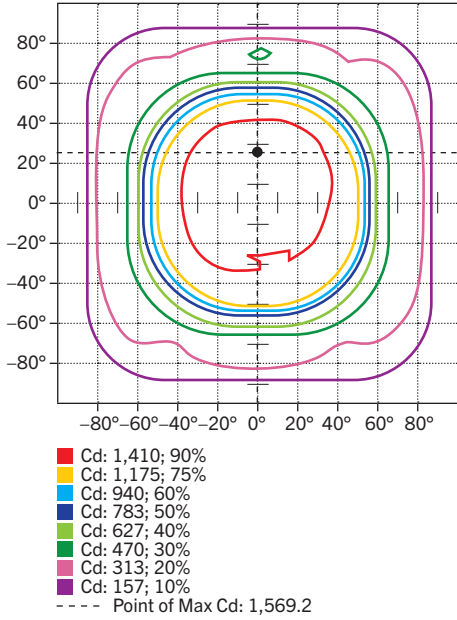
Note: Color uniformity: CCT (Correlated Color Temperature) range as per guidelines outlined in ANSI C78.377-2017

KT-CLED40PS-S1-8CSB-VDIM-W

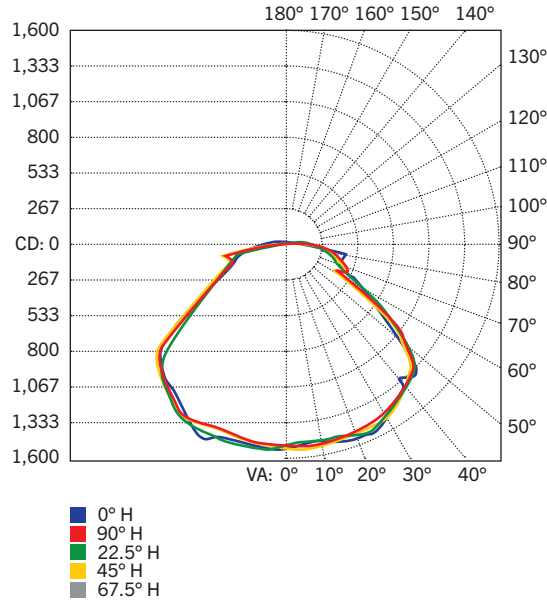
LED CANOPY LIGHT FIXTURE

PHOTOMETRIC SPECIFICATIONS

ISOCANDELA PLOT



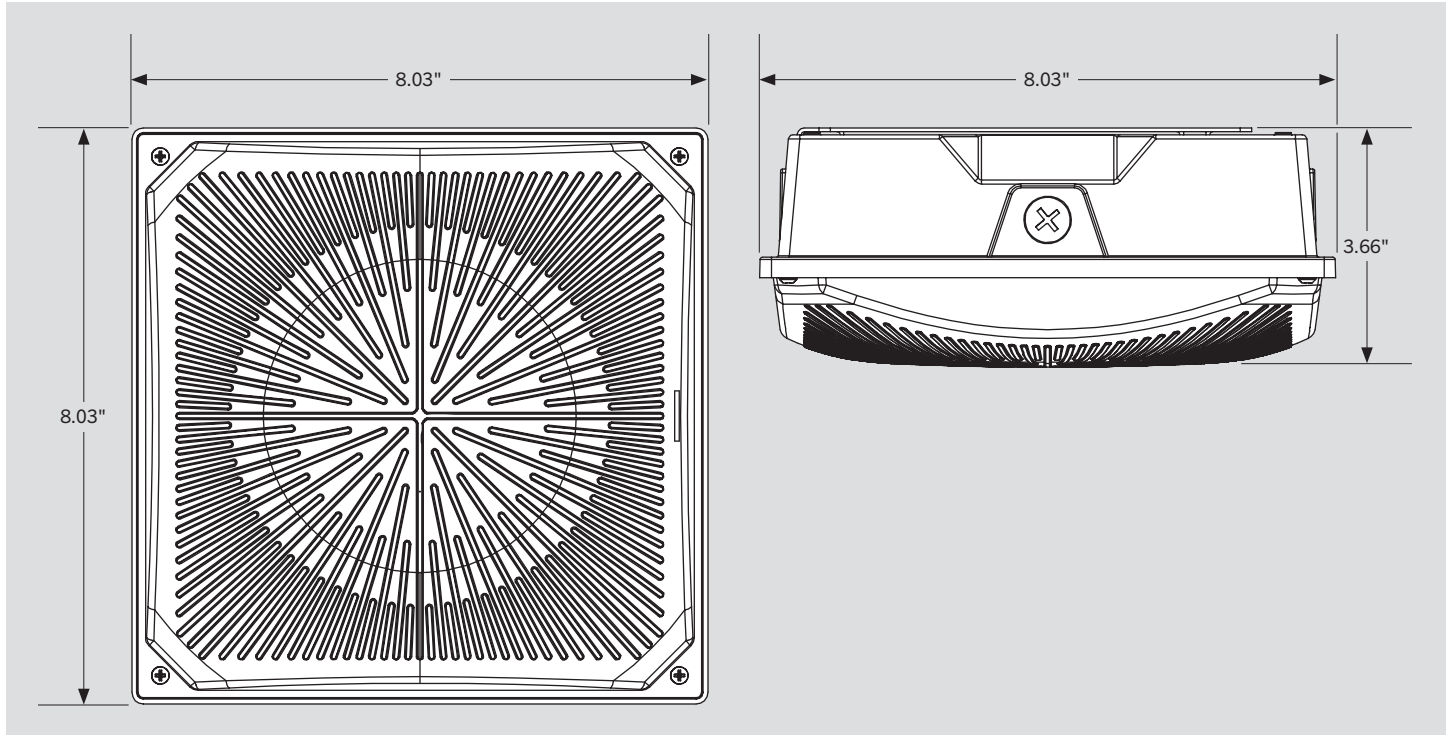
POLAR CANDELA DISTRIBUTION




ZONAL LUMEN SUMMARY

Zone	Lumens	% Luminaire
0-30	1,238.1	23.2%
0-40	2,137.9	40.1%
0-60	3,992.1	74.9%
60-90	1,137.1	21.3%
70-100	702.5	13.2%
90-120	153.9	2.9%
0-90	5,129.2	96.2%
90-180	200.4	3.8%
0-180	5,329.6	100%

DIMENSIONS





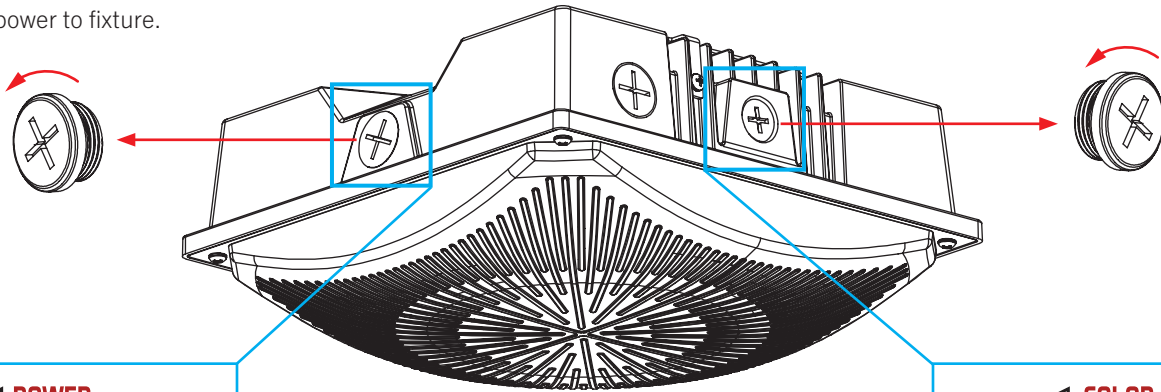
KT-CLED40PS-S1-8CSB-VDIM-W


LED CANOPY LIGHT FIXTURE

POWER SELECT (WATTAGE) AND COLOR SELECT (CCT) ADJUSTMENT

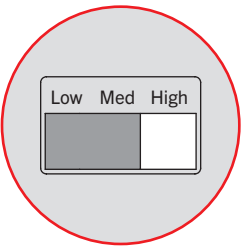
This fixture is equipped with field-adjustable Keystone Power Select and Color Select technology.


1. Ensure power is off to the fixture.
2. Remove knockouts.
3. Adjust dip switches to desired settings.
4. Replace knockouts.
5. Restore power to fixture.



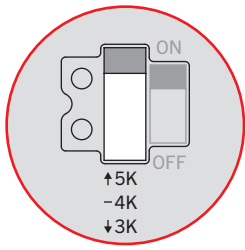


POWER SELECT ADJUSTMENT SWITCH
Set dip switch to adjust wattage between 20W, 30W, and 40W. Fixture comes preset at 40W.

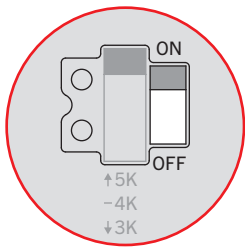


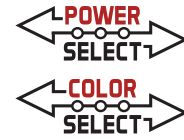


COLOR SELECT ADJUSTMENT SWITCH
Set dip switch to adjust CCT between 3000K, 4000K, and 5000K. Fixture comes preset at 5000K.



PHOTOCELL ON/OFF SWITCH
Set dip switch to turn on or turn off built-in photocell.

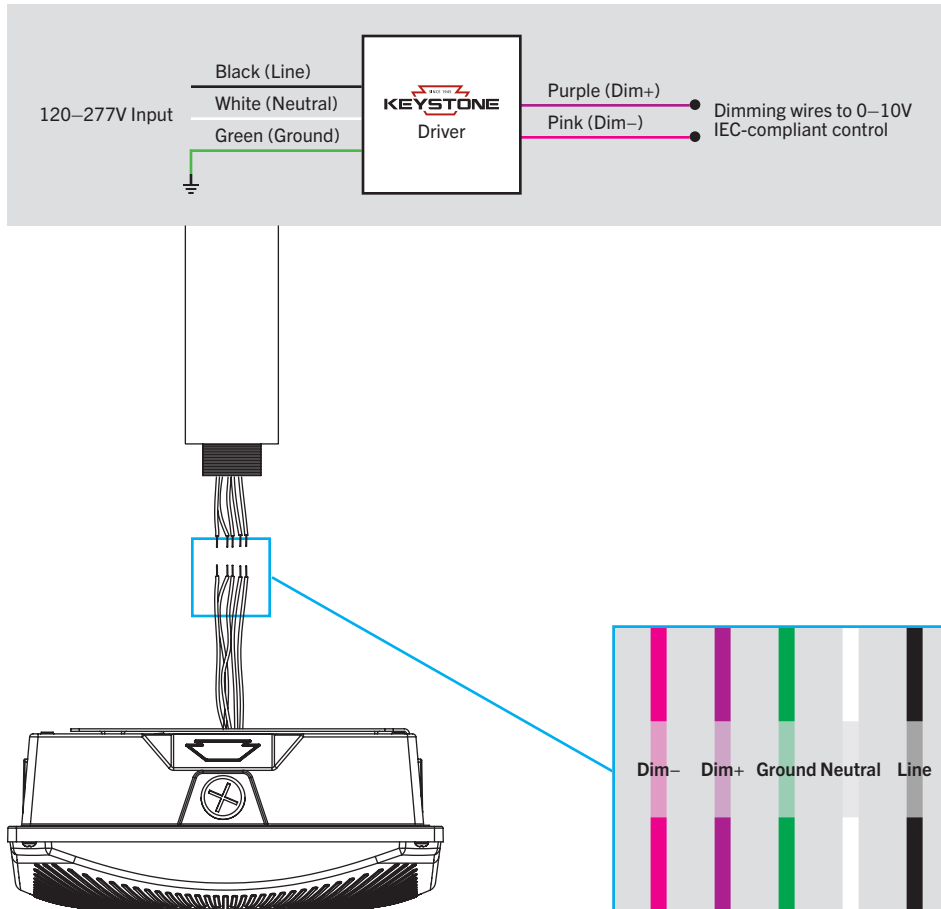





KT-CLED40PS-S1-8CSB-VDIM-W

LED CANOPY LIGHT FIXTURE

WIRING DIAGRAMS





KT-CLED40PS-S1-8CSB-VDIM-W

LED CANOPY LIGHT FIXTURE

ACCESSORIES

SENSORS / CONTROLLERS

Factory-Installable OR Field-Installable (field-installable purchased separately)


✓	SUFFIX*	CATALOG NUMBER	DESCRIPTION	UPC	EASY CODE
	/FC4	KTSL-FC4-12V-PKO	Bluetooth mesh wireless screw-in low voltage fixture controller for SmartLoop system; 12V; 0–10V dimming	843654149066	RUN-10
	/MW3	KTS-MW3-12V-PKO	Screw-in microwave sensor for round high bays; Preset for 10 min hold time, ∞ standby time at 50% dim, daylight disabled	843654135212	TRM-32



LENSES

Factory-Installable OR Field-Installable (field-installable purchased separately)

✓	SUFFIX*	CATALOG NUMBER	DESCRIPTION	UPC	EASY CODE
	/L110	KT-CLED-LENS-S1-110-KIT	110° beam angle lens for 8" square canopy	843654152011	GNA-34




MOUNTS AND BRACKETS

Field-Installable / Field-Use ONLY (purchased separately)

CATALOG NUMBER	DESCRIPTION	UPC	EASY CODE
KT-CLED-BP-15-W	15" mounting back plate for canopy fixture; White	843654152035	CEU-41



* For factory installation of accessory, add suffix to fixture part number (see ordering examples and instructions on last page of spec sheet).



KT-CLED40PS-S1-8CSB-VDIM-W

LED CANOPY LIGHT FIXTURE

FIXTURE ORDERING INFORMATION

ORDER CODE	PACK QTY.	UPC	Easy Code
KT-CLED40PS-S1-8CSB-VDIM-W	1	843654151977	AZF-82

FIXTURE CATALOG NUMBER BREAKDOWN

KT-CLED40PS-S1-8CSB-VDIM-W

1
2
3
4
5
6
7
8
9
10
11
12

- | | |
|--|--|
| <ul style="list-style-type: none"> 1 Keystone Technologies 2 Canopy Light Fixture 3 LED Technology 4 Max Wattage 5 Power Select 40/30/20W 6 Small Size | <ul style="list-style-type: none"> 7 Series 1 8 80 CRI 9 Color Select Technology 10 Color Select 3000/4000/5000K 11 0–10V Dimming 12 Housing Color |
|--|--|


12 Housing Color

(blank)	Bronze
W	White

ORDERING EXAMPLES


FIXTURE WITH MULTIPLE FACTORY-INSTALLED ACCESSORIES*

KT-CLED40PS-S1-8CSB-VDIM-W/FC4/L110




FIXTURE WITH SINGLE FACTORY-INSTALLED ACCESSORY

KT-CLED40PS-S1-8CSB-VDIM-W/FC4



FIXTURE WITH NO FACTORY-INSTALLED ACCESSORIES

KT-CLED40PS-S1-8CSB-VDIM-W



KEYSTONE FIXTURE

CATALOG NUMBER
KT-CLED40PS-S1-8CSB-VDIM-W

SENSORS/CONTROLLERS

✓ SUFFIX	CATALOG NUMBER
✓ /FC4	KTSL-FC4-12V-PKO

LENSES

✓ SUFFIX	CATALOG NUMBER
✓ /L110	KT-CLED-LENS-S1-110-KIT

* When ordering more than one factory-installed accessory, use multiple suffixes as shown in the ordering examples above.
 Note: All accessories can also be ordered separately for field installation using just their regular Catalog Number, UPC, or Easy Code.