




# XFIT



## KT-BPLED50PS-24B-8CSA-VDIM /FC2

### BACKLIT LED PANEL LIGHT

#### DESCRIPTION

2x4 LED Panel feat. Power Select & Color Select with Embedded Smartloop PIR Sensor | 50/40/30W | 120-277V Input | 3500/4000/5000K | 0-10V Dimming | Backlit Design



**5 YEAR**  
WARRANTY

#### PRODUCT FEATURES

- Keystone Power Select technology (50/40/30W). Adjust power between 50/40/30W, changing lumen output to set high end trim.
  - Keystone Color Select Technology. Adjustable CCT (3500/4000/5000K)
  - Features integrated Keystone SmartLoop Bluetooth™ mesh wireless sensor controller.
  - The sensor controller may be used “out of the box” as a stand alone sensor (pre-commissioned, see page 2 for details); or may be commissioned using the SmartLoop app to add advanced functions such as zoning, high end trim, configure occupancy/vacancy behavior, create scenes, and set schedules.
  - To learn more about the Keystone SmartLoop System, visit <http://www.keystonetech.com/smartloop>
  - Fits all standard T-grid ceilings. Surface and suspension mount options
- available (purchased separately)\*
- Construction features precise optical lenses over each individual LED offering optimal light diffusion and consistent surface illumination
  - Compatible with Keystone SmartSafe LED emergency backup
  - Powered by Keystone 0-10V dimmable LED driver with built in junction box with (4) available 1/2” K/O’s
  - Operating temp range: -20°C/-4°F to 40°C/104°F
  - Suitable for damp locations
  - Nearly 70% energy saving savings compared to traditional fluorescent troffers without controls

\* For use in non-fire rated installations only


#### PERFORMANCE SPECIFICATIONS

Catalog Number	Wattage	CCT	Lumen Output	Efficacy	Input Voltage	CRI	Power Factor	Lifetime
KT-BPLED50PS-24B-8CSA-VDIM /FC2*	50W	3500K	5,850	117 lm/W	120-277V	>80	>0.9	50,000 Hours
		4000K	6,200	124 lm/W				
		5000K	5,900	118 lm/W				
	40W	3500K	4,850	121 lm/W				
		4000K	5,200	120 lm/W				
		5000K	4,900	123 lm/W				
	20W	3500K	3,850	128 lm/W				
		4000K	4,200	140 lm/W				
		5000K	3,900	130 lm/W				

#### ONE CATALOG NUMBER WITH 9 DIFFERENT OPTIONS

\* Preset to highest lumen output (50W / 5000K)

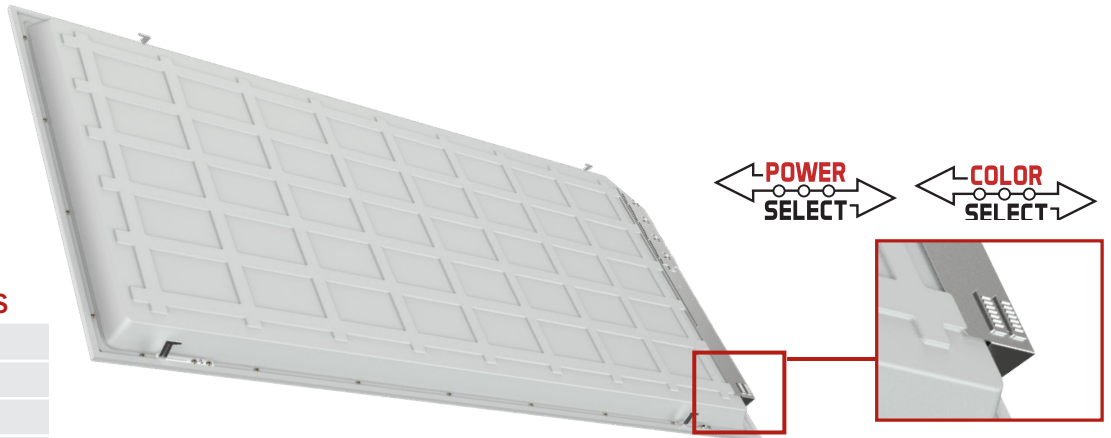
\* Color Uniformity: CCT (Correlated Color Temperature) range as per guidelines outlined in ANSI C78.377-2017.



# KT-BPLED50PS-24B-8CSA-VDIM /FC2

## BACKLIT LED PANEL LIGHT

### BUILT-IN FEATURES

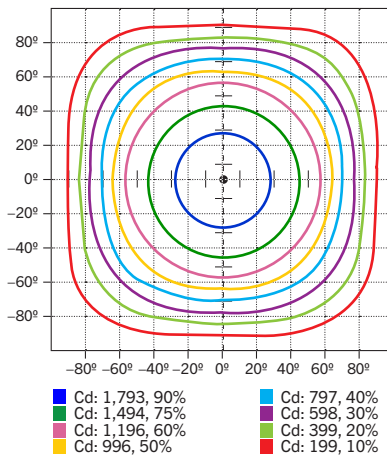


### PRECONFIGURED SETTINGS

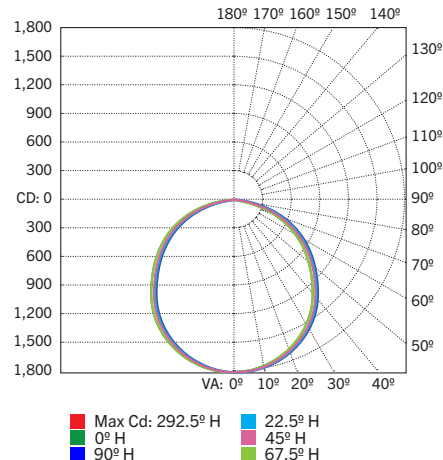
Photo Sensor	Enabled
Motion Sensitivity	100%
Motion Sensor	Enabled
Motion Mode	Occupancy
Hold Time	20m
Standby Time	1m
Standby Percentage	50%

### PHOTOMETRIC SPECIFICATIONS

#### ISOCANDELA PLOT




#### POLAR CANDELA DISTRIBUTION



#### ZONAL LUMEN SUMMARY

Zone	Lumens	% Luminaire
0-60	4,546.4	77.9%
60-90	1,275.8	21.9%
0-90	5,822.2	100%



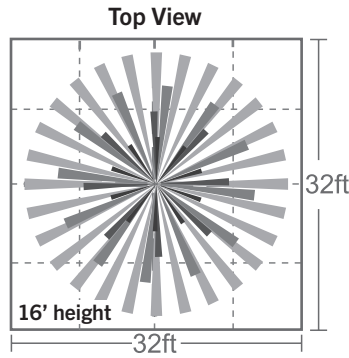
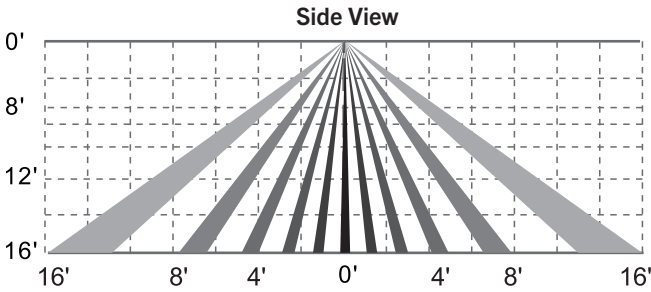
# KT-BPLED50PS-24B-8CSA-VDIM /FC2


## BACKLIT LED PANEL LIGHT

### SENSOR PERFORMANCE

ELECTRICAL SPECIFICATIONS	
RF Transmit Power	8dBm
Wireless Frequency	2.4GHz
Wireless Range (Open Air)	100ft
Wireless Protocol	Bluetooth 4.2
Sensor Detection Height	16' max
Daylight Harvesting Range	100-1000 lux

### SENSOR COVERAGE






# KT-BPLED50PS-24B-8CSA-VDIM /FC2

## BACKLIT LED PANEL LIGHT

### PHYSICAL SPECIFICATIONS

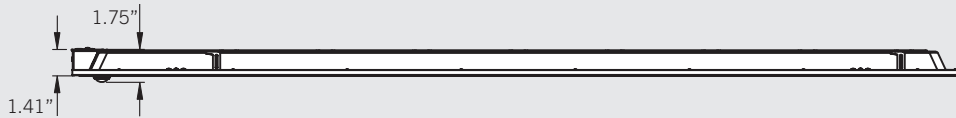
### WEIGHT INFORMATION

Top View



1 Piece	1 Carton
11.5 lbs	23 lbs

Side View





# KT-BPLED50PS-24B-8CSA-VDIM /FC2


## BACKLIT LED PANEL LIGHT

### ACCESSORIES

#### SENSORS

Field-Installable / Field-Use **ONLY** (purchased separately)

CATALOG NUMBER	DESCRIPTION	UPC	EASY CODE
KTSL-WS1-B-SG /G2	Bluetooth mesh wireless battery powered wall switch for SmartLoop system	843654141695	FYH-31



#### CORD SETS

Factory-Installable **OR** Field-Installable (field-installable purchased separately)

✓	SUFFIX*	CATALOG NUMBER	DESCRIPTION	UPC	EASY CODE
	/515P6	KT-CS-515P-6-18/3	Cord set for high bay; 125V NEMA 5-15P; straight blade plug; 6' SJTOW cable; 18/3 wire	843654140124	UKH-26
	/L715P10	KT-CS-L715P-10-16/3	Cord set for high bays; 277V NEMA L7-15P; twist lock plug; 10' SJTOW cable; 16/3 wire	843654140131	SFV-88
	/L615P10	KT-CS-L615P-10-16/3	Cord set for high bays; 250V NEMA L6-15P; twist lock plug; 10' SJTOW cable; 16/3 wire	843654140148	ZQS-05
	/L515P10	KT-CS-L515P-10-16/3	Cord set for high bays; 250V NEMA L5-15P; twist lock plug; 10' SJTOW cable; 16/3 wire	843654140155	GVH-22
	/L715P6	KT-CS-L715P-6-16/3	Cord set for high bays; 277V NEMA L7-15P; twist lock plug; 6' SJTOW cable; 16/3 wire	843654140162	DVU-44
	/L615P6	KT-CS-L615P-6-16/3	Cord set for high bays; 250V NEMA L6-15P; twist lock plug; 6' SJTOW cable; 16/3 wire	843654140179	LCW-66
	/L515P6	KT-CS-L515P-6-16/3	Cord set for high bays; 250V NEMA L5-15P; twist lock plug; 6' SJTOW cable; 16/3 wire	843654140186	POC-82
	/MC63	KT-MC-NP-6-18/3	MC cable whip for high bays; no plug; inners 1/2" strip on both ends; 6' metal-clad cable; 18/3 wire	843654134505	EYP-82
	/MC65	KT-MC-NP-6-18/5	MC cable whip for high bays; no plug; inners 1/2" strip on both ends; 6' metal-clad cable; 18/5 wire (dimming wires included)	843654134512	CBU-56
	/NP10	KT-CS-NP-10-16/3	Cord for high bays; no plug; inners 1/2" strip on both ends; 10' SJTOW cable; 16/3 wire	843654140193	YOH-90
	/NP6	KT-CS-NP-6-16/3	Cord for high bays; no plug; inners 1/2" strip on both ends; 6' SJTOW cable; 16/3 wire	843654140216	HUB-73
	/NP15	KT-CS-NP-15-16/3	Cord for high bays; no plug; inners 1/2" strip on both ends; 15' SJTOW cable; 16/3 wire	843654140209	EYD-18



\* For factory installation of accessory, add suffix to fixture part number (see ordering examples and instructions on last page of spec sheet).  
**Note:** For cord sets not listed here, please contact your Keystone sales rep.

(Accessories continued on next page)



# KT-BPLED50PS-24B-8CSA-VDIM /FC2

## BACKLIT LED PANEL LIGHT

**ACCESSORIES (continued)**

**EMERGENCY BACKUP**

Factory-Installable OR Field-Installable (field-installable purchased separately)

✓	SUFFIX*	CATALOG NUMBER	DESCRIPTION	UPC	EASY CODE
	/EM5†	KT-EMRG-LED-5C-500-EN /DF	5W, 500 lumen Smart Safe emergency backup with dual flex cables	843654132433	RAR-74
	/EM12†	KT-EMRG-LED-12C-1200-EN /DF	12W, 1200 lumen Smart Safe emergency backup with dual flex cables	890949019900	YCV-23



\* For factory installation of accessory, add suffix to fixture part number (see ordering examples and instructions on last page of spec sheet).  
 † Factory installation of emergency backup units will automatically include any relevant mounting bracket.

Field-Installable / Field-Use ONLY (purchased separately)

CATALOG NUMBER	DESCRIPTION	UPC	EASY CODE
KT-BPLED-EM-22/4-KIT	Emergency LED Backup Mounting Kit for Keystone Backlit Panels	843654128047	EIG-03



(Accessories continued on next page)



# KT-BPLED50PS-24B-8CSA-VDIM /FC2

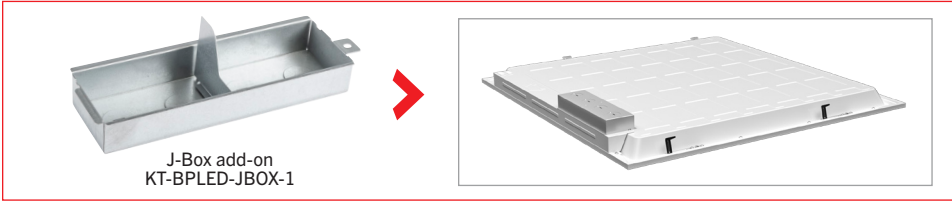
## BACKLIT LED PANEL LIGHT

**ACCESSORIES** (continued)

**MOUNTS AND BRACKETS**

Factory-Installable OR Field-Installable (field-installable purchased separately)



	SUFFIX*	CATALOG NUMBER	DESCRIPTION	UPC	EASY CODE
✓	/JBOX	KT-BPLED-JBOX-1	Larger J-Box add-on for LED Backlit Panels	843654128092	MYW-25



\* For factory installation of accessory, add suffix to fixture part number (see ordering examples and instructions on last page of spec sheet).

Field-Installable / Field-Use ONLY (purchased separately)

CATALOG NUMBER	DESCRIPTION	UPC	EASY CODE
KT-BPLED-SM-22-KIT /G2	Surface Mount Kit 2x2 Backlit panels	843654134543	CGY-52
KT-BPLED-CABLE-KIT	Aircraft cable hanging kit for LED high bay fixtures	843654133423	JLB-77



(Accessories continued on next page)



# KT-BPLED50PS-24B-8CSA-VDIM /FC2

## BACKLIT LED PANEL LIGHT

### ORDERING INFORMATION

Catalog Number	Carton Quantity.	UPC	Easy Code
KT-BPLED50PS-24B-8CSA-VDIM /SL-FC2	2	84365415160	QFV-25

### CATALOG NUMBER BREAKDOWN

# KT-BPLED50PS-24B-8CSA-VDIM /FC2

1	2	3	4	5	6	7	8	9	10	11
---	---	---	---	---	---	---	---	---	----	----


- 1 Keystone Technologies
- 2 Backlit Panel Light LED Fixture
- 3 Wattage
- 4 Power Select
- 5 Nominal Size
- 6 Style/Design Designation
- 7 80 CRI
- 8 Color Select
- 9 Color Select Designation
- 10 0-10V Dimming
- 11 Built-In Smartloop KTSL-FC2-12V-SM-PIR Sensor
- 12 Color Select Designation
 

A	3500/4000/5000K
---	-----------------

### ORDERING EXAMPLES


FIXTURE WITH FIELD AND FACTORY-INSTALLED ACCESSORIES\*

KT-BPLED50PS-24B-8CSA-VDIM /FC1-PIR/L715P6/EM5/JBOX




FIXTURE WITH MULTIPLE FACTORY-INSTALLED ACCESSORIES\*

KT-BPLED50PS-24B-8CSA-VDIM /FC2 /L715P6/EM5/JBOX




FIXTURE WITH MULTIPLE FACTORY-INSTALLED ACCESSORIES\*

KT-BPLED50PS-24B-8CSA-VDIM /FC2 /EM5/JBOX



FIXTURE WITH TWO FACTORY-INSTALLED ACCESSORIES\*

KT-BPLED50PS-24B-8CSA-VDIM /FC2 /L715P6



FIXTURE WITH NO FACTORY-INSTALLED ACCESSORIES

KT-BPLED50PS-24B-8CSA-VDIM /FC2



#### KEYSTONE FIXTURE

CATALOG NUMBER
KT-BPLED50PS-24B-8CSA-VDIM /FC2

#### SENSORS

✓	SUFFIX	CATALOG NUMBER
✓	/FC1-PIR	KTSL-FC1-UV-KO-PIR

#### CORD SETS

✓	SUFFIX	CATALOG NUMBER
✓	/L715P6	KT-CS-L715P-6-16/3

#### EMERGENCY BACKUP

✓	SUFFIX	CATALOG NUMBER
✓	/EM5	KT-EMRG-LED-5C-500-EN /DF

#### MOUNTS AND BRACKETS

✓	SUFFIX	CATALOG NUMBER
✓	/JBOX	KT-BPLED-JBOX-1

\* When ordering more than one factory-installed accessory, use multiple suffixes as shown in the ordering examples above.  
 Note: All accessories can also be ordered separately for field installation using just their regular Catalog Number, UPC, or Easy Code.