

GSX SERIES Outdoor Lighting

GSX-RECS-80-150W-50K
POWER-ADJUSTABLE RECESSED GAS STATION CANOPY LIGHT

WESTGATE
THE FUTURE IS HERE...AND IT'S QUITE BRIGHT!

Customer Name: _____

Project Name: _____

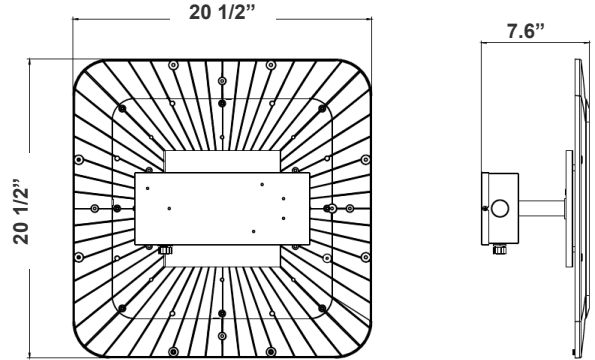
Note: _____ Type: _____



Selection:



Ideal for airports, auto dealerships, corporate offices, education, government, healthcare, industrial warehouses, municipal parking, gas stations, convenient stores, recreation and public venues, restaurants, hospitality, retail and grocery stores.



20 1/2" (W) x 20 1/2" (H) x 7.6" (D)

Features

- ADC12 Aluminum Alloy, Outdoor Powder Coated
- Optical Lens: High Transmittance PC, Anti-UV & Fire Resistant
- 7-Year Warranty
- Multi-Power: Selectable Switch is on the side of the fixture

Technical Specifications

Electrical:

- Voltage: 120~277V AC, 50/60Hz
- Wattage: 80W/ 100W/ 120W/ 150W
- Power Factor: 0.95
- Efficacy: 140LM/W

Mechanical:

- ADC12 Aluminum Alloy, Outdoor Powder Coated
- Mounting: Recessed Mounting
- Programmable Bi-Level Motion Sensor & Emergency Backup Options
- Operating Temperature: -40°F~104°F
- IP Rating: IP65, Suitable for wet locations

Lighting:

- Dimmable: 0~10V Dimming
- LED: Lumileds LEDs
- Optical Lens: High Transmittance PC, Anti-UV & Fire Resistant
- Multi-Power: Selectable Switch is on the side of the fixture
- Total Lumens: 21000LM Max.
- Color Temperature: 5000K
- Color Rendering index: >70
- Beam Angle: 100°X100°
- Lifespan: 70000 Hrs.

Applications:

- Ideal for airports, auto dealerships, corporate offices, education, government, healthcare, industrial warehouses, municipal parking, gas stations, convenient stores, recreation and public venues, restaurants, hospitality, retail and grocery stores.

Other Model:

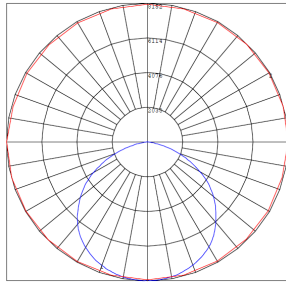
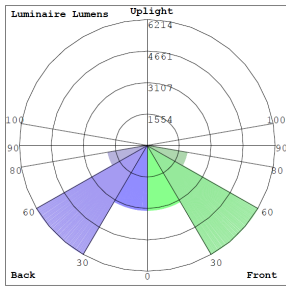
- 150W | 21000LM | GSX-SRFC-80-150W-50K



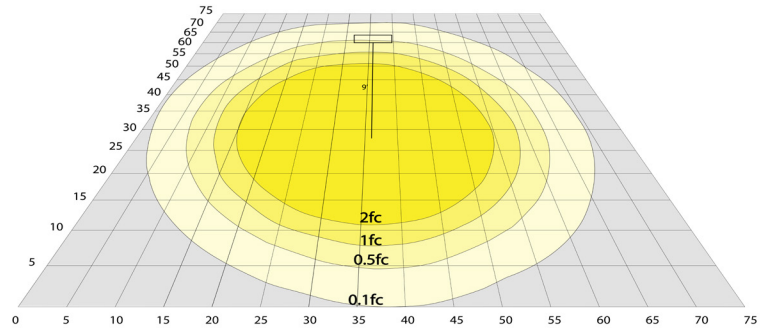
Phone: (877) 805-2252 | Fax: (877) 805-2252
www.westgatemfg.com



Photometrics: GSX-RECS-80-150W-50K



BUD Rating: B4-U2-G2

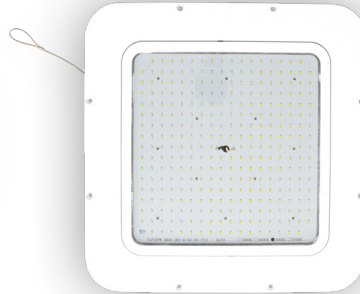


Area 75'x 75' Mounting Height: 9'


Other Views:



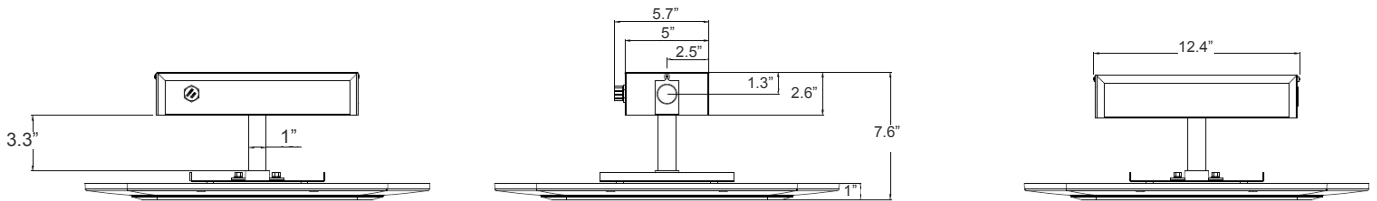
Side View



Front View



Back View



Pipe & Box Dimensions

Performance Table: GSX-RECS-80-150W-50K

MODEL NO.	Wattage	Voltage	Lumens	Color Temp.	BUG Rating	LPW
GSX-RECS-80-150W-50K	80W 100W 120W 150W	120-277V	11200LM 14000LM 16800LM 21000LM	5000K	B4-U2-G2	140

Sample Ordering

Model Recessed Mount Min. Watt Max. Watt Color Temp.

GSX - RECS - 80 - 150W - 50K

Factory-Installed Options

Blank = No Option
OPT-EM-HB2EXT = Emergency Battery Backup Option, mounts on top of the fixture

FACTORY-INSTALLED OPTIONS:



OPT-EM-HB2EXT

Example:

1. GSX-RECS-80-150W-50K

(For GSX 150W 5000K MP fixture 120V-277V)

2. GSX-RECS-80-150W-50K
OPT-EM-HB2EXT

(For GSX 150W 5000K MP fixture 120V-277V)
(For Emergency Battery Backup Option, Mounts on Top of the Fixture)

