

GPL SERIES Outdoor Lighting

GPL-18-60W-MCTP

7" MODERN LUCITE POST TOP

MCTP Multi Color Temperature & Multi Power/Wattage (Selectable)



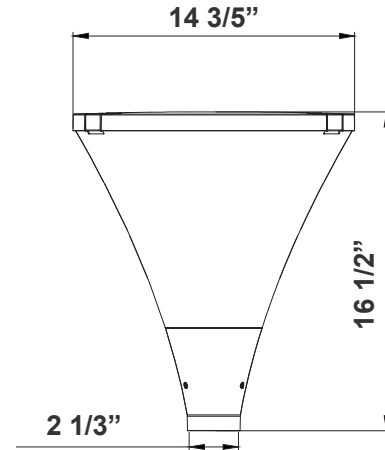
Lucite Post Top Light Designed For Walkways, Entrance Ways, Drives And Other Small-area Lighting Applications Where Low Mounting Heights Are Desirable

Customer Name: _____

Project Name: _____

Note: _____

Type: _____



14 3/5" (W) x 16 1/2" (H)
Inside Diameter: 2-1/3"

Features

- Corrosion Resistant Aluminum for Exterior
- Samsung 2835 LED Chips
- MCTP: Wattage & CCT Power Selectable Switches Inside Fixture

Technical Specifications

Electrical:

- Voltage: 120-277VAC
- Wattage: 18W/30W/45W/60W
- Power Factor: >0.92
- Efficacy: 140 LPW

Mechanical:

- Powder Coating In Black Finish
- Aluminum Alloy
- Operating Temperature: -40°F to 113°F
- IP Rating: IP66, Wet Locations
- 7 Years Warranty

Lighting:

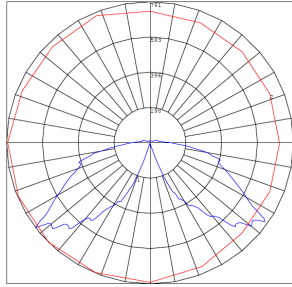
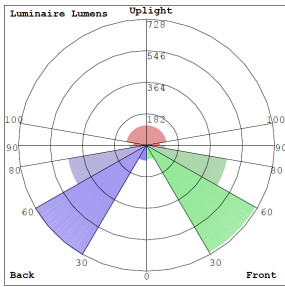
- MCTP: Wattage & CCT Power Selectable Switches Inside Fixture
- Dimmable: 0~10V Dimming
- Lens: Polycarbonate Optical Lens
- Lumens: 8400LM Max.
- Color Temperatures: 3000K/4000K/5000K
- Color Rendering Index: CRI ≥ 70
- Beam Angle : 360°
- Lifespan: 70000 Hours

Applications:

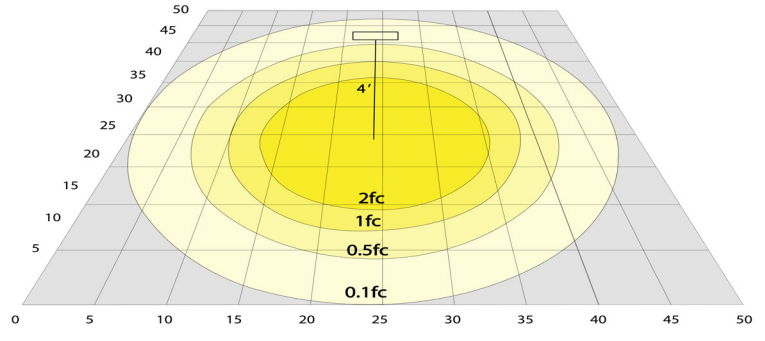
- Lucite Post Top Light Designed For Walkways, Entrance Ways, Drives And Other Small-area Lighting Applications Where Low Mounting Heights Are Desirable



Photometrics: GPL-18-60W-MCTP



BUD Rating: B1-U3-G2



Area 50' x 50' Mounting Height: 9'

Other Views:



Side View
Post is not Incl.



Lens View



Night View
Post is not Incl.

Performance Table: GPL-18-60W-MCTP

MODEL NO.	Wattage	Voltage	Lumens	Color Temp.	BUG Rating	LPW
GPL-18-60W-MCTP	18W	120~277V	2520LM	3000K 4000K 5000K	B1-U3-G2	140
	30W		4200LM			
	45W		6300LM			
	60W		8400LM			


Sample Ordering

Model **Height** **Reflector** **Watt/Color Temp.**
 GPL - 18 - 60W - MCTP

Factory-Installed Options:

- Blank = No Option For Accessories
- OPT-EM-OD1INT = EMERGENCY BACKUP INTERNAL BATTERY, BACK BOX
- OPT-PC-B = BUTTON PHOTOCELL
- OPT-CRL-95(BK/GR/SR/WH) =P AINT
- OPT-SEN-WMC = MICROWAVE BI-LEVEL SENSOR

FACTORY-INSTALLED OPTION:



OPT-EM-OD1INT
INTERNAL BATTERY



OPT-SEN-WMC
MICROWAVE BI-LEVEL SENSOR



OPT-PC-B
FOR 120V-277V PHOTOCELL



COLOR CHART: * Choose from one of our Premium Colors with no set-up fee.

Gloss:



SILVER METALLIC
70 GLOSS
T357-GR105



SILVER METALLIC
30 GLOSS
T353-GR06



DARK RED 90
GLOSS
P009-RD02



INTERNATIONAL
ORANGE 90
GLOSS
T009-OG26




SAFETY ORANGE
90 GLOSS
T009-OG01



YELLOW 90
GLOSS
T009-YL14



YELLOW 90
GLOSS
T009-YL01



TRAFFIC GREEN
70 GLOSS
T007-GN16



GREEN 70 GLOSS
T007-GN13



GREEN 60 GLOSS
C006-GN03



BLUE 90 GLOSS
T009-BL01



DARK BLUE 80
GLOSS
T008-BL20



RAL 8028 TERRA
BROWN 90 GLOSS
C209-BR358

Hammer:




WHITE HAMMER
T013-WH09



BEIGE HAMMER
T013-BG38



GREY HAMMER
C013-GR08



SILVER
HAMMERTONE
T064-GR05




BLACK HAMMER
T013-BK62



RED HAMMER
T013-RD15



GREEN HAMMER
T013-GN220



BLUE HAMMER
T013-BL468



BRONZE HAMMER
T012-BR161

Texture:



WHITE TEXTURE
C031-WH120



FLINT GRAY
TEXTURE
T243-GR522



BLACK TEXTURE
C241-BK109



RED TEXTURE
T241-RD129



BLUE TEXTURE
C241-BL544




OIL RUBBED
BRONZE TEXTURE
T291-BR251


Vein:



BLACK/WHITE
VEIN
T075-WH34



SILVER VEIN
T375-BK26



COPPER VEIN
EXTERIOR
T075-BK211



GOLD VEIN
T375-BK10



COPPER VEIN
T375-BK07

