



PROJECT NAME: \_\_\_\_\_ CATALOG NUMBER: \_\_\_\_\_  
 NOTES: \_\_\_\_\_ FIXTURE SCHEDULE: \_\_\_\_\_

## LED Wall Pack



Utilizing the latest generation of LED chips, this uniquely designed wall pack delivers light output but with only 1/3 of the energy consumption. The housing made of die-casting aluminum with reliable powder coating specifically for harsh outdoor environment. The lens is made of glass.

### Features:

- Available in 3 different wattages: 41W / 70W / 99W
- CRI: 80
- 120-277VAC
- Beam Angle: 90°
- Operating Temp: 22°F +122°F
- Listings: DLC, UL, IP65
- Materials:
  - Body: Aluminum
  - Lens: Glass
- 5 Year Warranty
- Lifetime: 50000 Hours

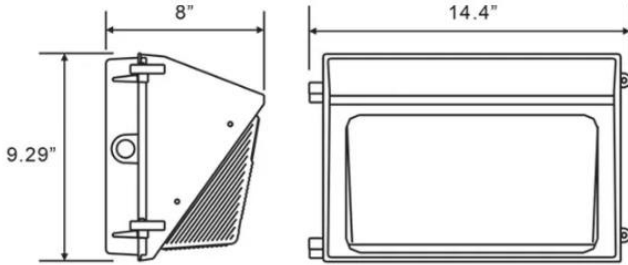


SKU	CCT	Wattage	Lumens
GL02-41W-40K-SNN-A	4000K	41	5259
GL02-41W-50K-SNN-A	5000K		
GL02-70W-40K-SNN-A	4000K	70	8342
GL02-70W-50K-SNN-A	5000K		
GL02-99W-50K-SNN-A	5000K	99	12653

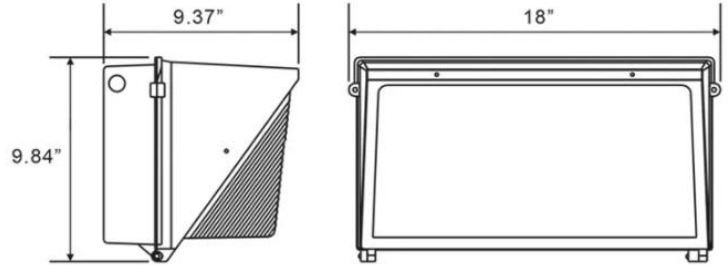


# Dimensions

GL02-41W / GL02-70W



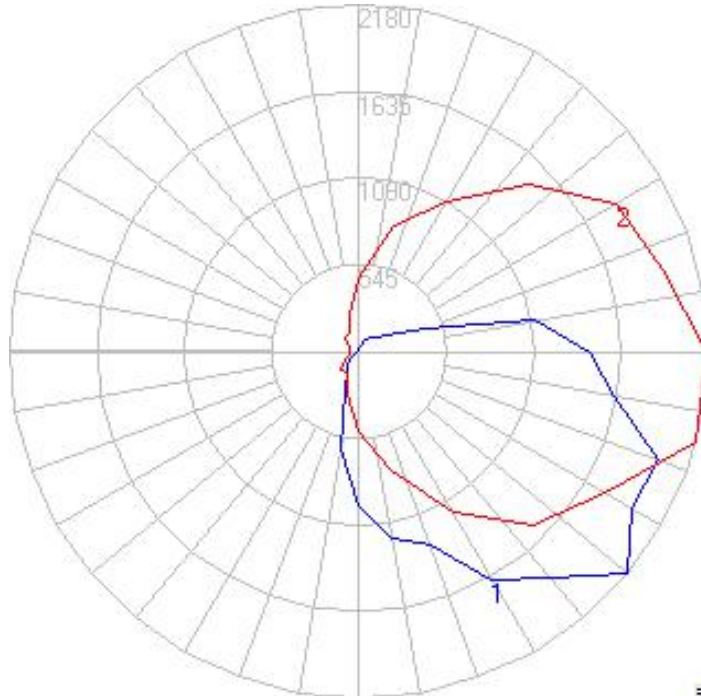
GL02-99W



## GL02-41W

<b>Operation and information</b>	Start Time	≤1 S
	Operating Temp.	-22°F ~+122°F
	Storage Temp.	-40°F ~+185°F
	Housing/Case [Color, Material]	Die-casting Aluminum
	Optical -Lens [Material]	Glass Lens
	Mounting / Installation	Wall Mounted
<b>Size/Weight</b>	Environment	Outdoor/Suitable for wet location
	Product Size [LWH]	14.4" x 8" x 9.29"
	Product Net Weight	7.94 lbs

### Distribution Curve

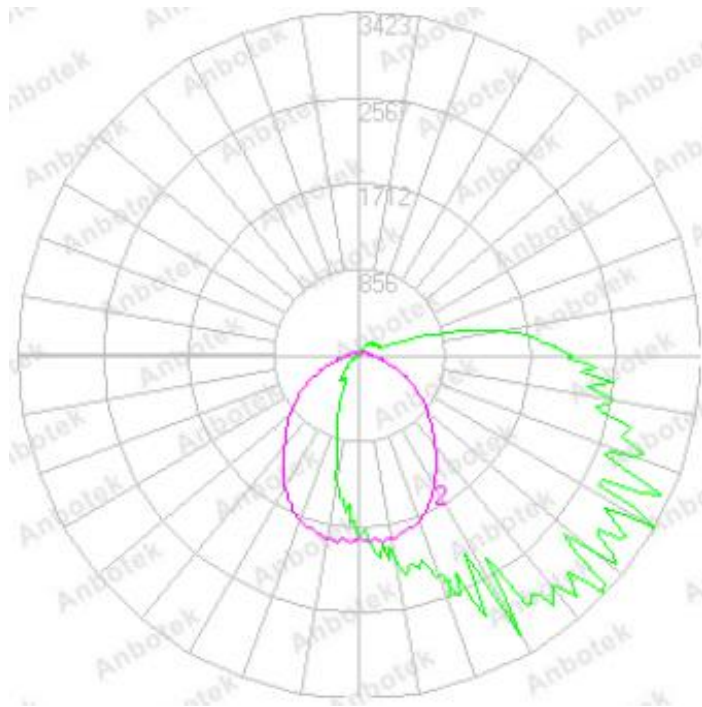




## GL02-70W

<b>Operation and information</b>	Start Time	≤1 S
	Operating Temp.	-22°F ~ +122°F
	Storage Temp.	-40°F ~ +185°F
	Housing/Case <b>[Color, Material]</b>	Die-casting Aluminum
	Optical -Lens <b>[Material]</b>	Glass Lens
	Mounting / Installation	Wall Mounted
	Environment	Outdoor/Suitable for wet location
<b>Size/Weight</b>	Product Size <b>[LWH]</b>	14.4" x 8" x 9.29"
	Product Net Weight	11.46 lbs

### Distribution Curve





# GL02-99W

<b>Operation and information</b>	Start Time	≤1 S
	Operating Temp.	-22°F~+122°F
	Storage Temp.	-40°F~+185°F
	Housing/Case [Color, Material]	Die-casting Aluminum
	Optical -Lens [Material]	Glass Lens
	Mounting / Installation	Wall Mounted
<b>Size/Weight</b>	Environment	Outdoor/Suitable for wet location
	Product Size [LWH]	18" x 9.37" x 9.84"
	Product Net Weight	15.65 lbs

**Distribution Curve**

