

## EDI SERIES - LED T8 Tube (2-FT, 3-FT, 4-FT)

The EDI Series - LED T8 Tube, Up to 162 lm/W, IP44 Wet Location, Hybrid Type A+B, Single and Double Ended Power, Premium Replacement Lamp.

### Premium Features

|               |                                      |
|---------------|--------------------------------------|
| Lumen Output  | 1318 to 2673 lumens                  |
| Efficacy      | Up to 155 lm/W                       |
| Input Voltage | 120-277V                             |
| Driver        | Dual Mode Internal Driver (Type A+B) |
| Installation  | Single or Double Ended               |
| Dimmable      | No                                   |
| CCT           | 4000K or 5000K                       |
| IP Rating     | IP44 Wet Location                    |
| Size          | 2-FT, 3-FT, 4-FT                     |
| Warranty      | 5 Years                              |

### Applications

Premium indoor replacement lamp intended to replace 2, 3, or 4 foot T8 or T12 fluorescent lamps with a G13 base for linear lighting fixtures. Suitable for use in linear troffers, wraparounds, and shop lights.

### Construction

Manufactured for durability and heat dissipation using aluminum sheet backing. IP44 Wet Location rated for protection against solid objects 1.0mm diameter and greater, splashing water: IEC 60529.

### Electrical

Input voltages 120-277V. Type A+B, Hybrid plug and play to operate with or without a ballast. Single or Double-Ended Power installations. Operating temperatures -4°F to 104°F (-20°C to 40°C).

### Optics

Anti-UV Frosted Polycarbonate Lens.

### Controls

Compatible with ON/OFF occupancy sensors.

### Listings

UL certified to meet US and Canadian standards. FCC, CE and RoHS compliant. Listed to qualify for energy-efficient LED lighting rebates.

### Warranty

5 yr /50K hrs. View at: <https://falkorindustry.com/warranty/>.

|              |
|--------------|
| Project:     |
| Date:        |
| Catalog No:  |
| Prepared By: |


2-FT, 3-FT, and 4-FT Models



### Correlated Color Temperatures (CCT)

4000K

5000K



## Specifications

### Energy Data

Input Voltage: 120-277V

Input Frequency: 50/60 Hz

Wattage: 9W, 12W, 14W, 15W, 18W

Power Factor: >0.9

Total Harmonic Distortion (THD): <15%

Operating Temperature: -4°F to 104°F (-20°C to 40°C)

### Lighting Data

Lumens: 1318, 1974, 1977, 2162, 2673

Lumens Per Watt: Up to 162 lm/W

Color Correlated Temperature (CCT): 4000K, 5000K

Dimmable: No

Color Rendering Index (CRI): >80

L70: 50000 hours

## Ordering Information


| Model                  | Size | Wattage | Voltage  | Current                | Lumens | Efficacy | CCT   | Dimming | Color           | Dimensions                | Weight   |
|------------------------|------|---------|----------|------------------------|--------|----------|-------|---------|-----------------|---------------------------|----------|
| EDI-APT8-2F09-B-4000K  | 2-FT | 9W      | 120-277V | 0.08A@120V, 0.03A@277V | 1318   | 141 lm/W | 4000K | No      | White w/ Silver | 23.12"L x 1.00"W x 1.25"H | 0.28 lbs |
| EDI-APT8-2F09-B-5000K  | 2-FT | 9W      | 120-277V | 0.08A@120V, 0.03A@277V | 1318   | 141 lm/W | 5000K | No      | White w/ Silver | 23.12"L x 1.00"W x 1.25"H | 0.28 lbs |
| EDI-APT8-3F14-B-4000K  | 3-FT | 14W     | 120-277V | 0.12A@120V, 0.05A@277V | 1974   | 141 lm/W | 4000K | No      | White w/ Silver | 35.12"L x 1.00"W x 1.25"H | 0.38 lbs |
| EDI-APT8-3F14-B-5000K  | 3-FT | 14W     | 120-277V | 0.12A@120V, 0.05A@277V | 1974   | 141 lm/W | 5000K | No      | White w/ Silver | 35.12"L x 1.00"W x 1.25"H | 0.38 lbs |
| EDI-APT8-4F12-AB-4000K | 4-FT | 12W     | 120-277V | 0.10A@120V, 0.04A@277V | 1977   | 162 lm/W | 4000K | No      | White w/ Silver | 47.12"L x 1.00"W x 1.25"H | 0.50 lbs |
| EDI-APT8-4F12-AB-5000K | 4-FT | 12W     | 120-277V | 0.10A@120V, 0.04A@277V | 1977   | 162 lm/W | 5000K | No      | White w/ Silver | 47.12"L x 1.00"W x 1.25"H | 0.50 lbs |
| EDI-APT8-4F15-AB-4000K | 4-FT | 15W     | 120-277V | 0.13A@120V, 0.05A@277V | 2162   | 142 lm/W | 4000K | No      | White w/ Silver | 47.12"L x 1.00"W x 1.25"H | 0.50 lbs |
| EDI-APT8-4F15-AB-5000K | 4-FT | 15W     | 120-277V | 0.13A@120V, 0.05A@277V | 2162   | 142 lm/W | 5000K | No      | White w/ Silver | 47.12"L x 1.00"W x 1.25"H | 0.50 lbs |
| EDI-APT8-4F16-AB-4000K | 4-FT | 18W     | 120-277V | 0.15A@120V, 0.06A@277V | 2673   | 147 lm/W | 4000K | No      | White w/ Silver | 47.12"L x 1.00"W x 1.25"H | 0.50 lbs |
| EDI-APT8-4F16-AB-5000K | 4-FT | 18W     | 120-277V | 0.15A@120V, 0.06A@277V | 2673   | 147 lm/W | 5000K | No      | White w/ Silver | 47.12"L x 1.00"W x 1.25"H | 0.50 lbs |

## Shipping Information


| Model Size | Unit Weight | Shipping Dimensions       | Shipping Weight | Quantity /Box |
|------------|-------------|---------------------------|-----------------|---------------|
| 2-FT       | 0.28 lbs    | 25.00"L x 7.50"W x 7.50"D | 8.85 lbs        | 25            |
| 3-FT       | 0.38 lbs    | 37.00"L x 7.50"W x 7.50"D | 12.00 lbs       | 25            |
| 4-FT       | 0.50 lbs    | 47.75"L x 7.50"W x 7.50"D | 15.47 lbs       | 25            |

## Physical Dimensions

**2-FT Models** 23.12"L x 1.00"W x 1.25"H



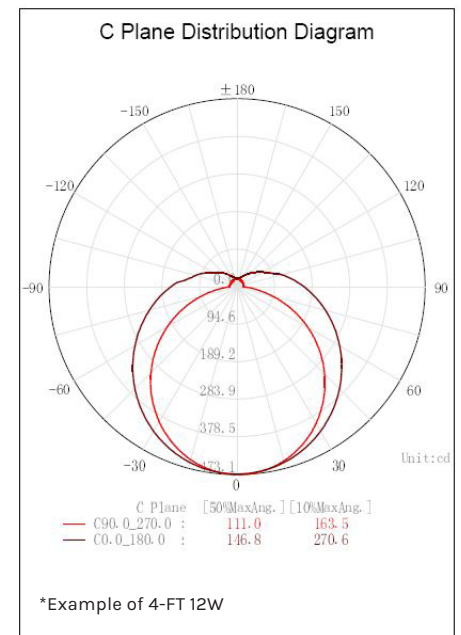
**3-FT Models** 35.12"L x 1.00"W x 1.25"H



**4-FT Models** 47.12"L x 1.00"W x 1.25"H



## Photometric Characteristics



## Ballast Compatibility

| Brand              | Model              | Brand             | Model                   |
|--------------------|--------------------|-------------------|-------------------------|
| ACT                | ACT2P32ISUNV       | Keystone          | KTEB-232RIS-1-TP-SL     |
| ACT                | ACT4P32ISUNVE      | Keystone          | KTEB-232-UV-IS-N-P      |
| Electronic Ballast | TBE-126FW          | Keystone          | KTEB-432-UA-IS-N-P      |
| Espen              | VE232MVHIPL        | Osram             | QHE 1X32T8/347 ISN-SC   |
| Espen              | VE2P32MVHIPE       | Osram             | QHE 1X32T8/UNV ISL-SC   |
| Espen              | VE3P32MVHIPE       | Osram             | QHE 1X32T8/UNV ISN-SC-1 |
| Espen              | VE4P32MVHIPE       | Osram             | QHE 2X32T8/UNV ISL-SC   |
| Fullham Workhorse  | WH5-120-L          | Osram             | QHE 2X32T8/UNV ISL-SC-1 |
| Fullham Workhorse  | WH5-277-L          | Osram             | QHE 2X32T8/UNV ISN-SC   |
| Fullham Workhorse  | WH6-120-L          | Osram             | QHE 3X32T8/UNV ISN-SC   |
| Fullham Workhorse  | WH6-277-L          | Osram             | QHE 4X32T8/UNV ISN-SC   |
| Fullham Workhorse  | WHCG2-120-T8-IS    | Osram             | QTP 1X32T8/UNV ISN-SC   |
| Fullham Workhorse  | WHSG1-UNV-T8-IS    | Osram             | QTP 2X32T8/UNV ISN-SC   |
| Fullham Workhorse  | WHSG4-UNV-T8-IS    | Osram             | QTP 3X32T8/UNV ISN-SC   |
| GE                 | GE132MAX-L/ULTRA   | Osram             | QTP 3X32T8/UNV ISN-SC   |
| GE                 | GE132MAX-P-N/ULTRA | Osram             | QTP 4X32T8/UNV ISN-SC   |
| GE                 | GE232-120RES-DIY   | Pacific Ballast   | EB-232IS-120-RES        |
| GE                 | GE232-120RESDIYB   | Philips           | ICN-3P32-N              |
| GE                 | GE232MAX347-N      | Philips           | ICN-3P32-SC             |
| GE                 | GE232MAX-G-N       | Philips           | ICN-4P32-N              |
| GE                 | GE232MAX-G-N-DIYB  | Philips           | ICN-4P32-SC             |
| GE                 | GE232MAX-P-H/ULTRA | Philips           | IOP-2P32-HL-N           |
| GE                 | GE232-MV-N         | Philips           | IOP-2P32-LW-N           |
| GE                 | GE232MV-N-DIY      | Philips           | IOP-4P32-LW-N           |
| GE                 | GE232-N-347        | Philips           | IOPA-3P32-LW-N          |
| GE                 | GE332-120-N        | Philips           | IOPA-3P32-N             |
| GE                 | GE332MAX90-V60     | Philips           | IOPA-3P32-SC            |
| GE                 | GE332MAX-G-N       | Philips           | IOPA-4P32-N             |
| GE                 | GE332MAX-G-N-DIYB  | Philips           | REB-2P32-N              |
| GE                 | GE332MV-L          | Philips           | REB-2P32-SC             |
| GE                 | GE332MV-N-DIY      | Philips           | REB-4P32-SC             |
| GE                 | GE432-120-N        | Plusrite          | BAF232IS/MV             |
| GE                 | GE432-120RES-B     | Plusrite          | BAF332IS/MV             |
| GE                 | GE432-120RES-DIY   | PowerMaster       | PM-2X32T8-UNV-IS-L      |
| GE                 | GE432-120RESDIYB   | Radionic          | E232H12                 |
| GE                 | GE432MAX-G-N       | Robertson         | IEA432T8120N            |
| GE                 | GE432MAX-G-N-DIYB  | Robertson         | ISU232T8120             |
| GE                 | GE432MAX-H/ULTRA   | Standard Products | E232T8IS120-277/N/AS    |
| GE                 | GE432MAX-N/ULTRA   | Sunpark           | 120-3/32IS MPF          |
| GE                 | GE432MAX-P-H/ULTRA | Sunpark           | U-2/32ISE               |
| GE                 | GE432MV-N          | Sunpark           | U-2/32ISE-LBF           |
| GE                 | GE432MV-N-DIY      | Sunpark           | U-3/32ISE               |
| Halco Prolume      | EP232IS/L/MV/SL    | Sunpark           | U-4/32ISE               |
| Howard Industries  | EP2/32IS/MV/MC/HE  | Triad             | B232IUNVHP-B            |
| Howard Industries  | EP3/32IS/MV/MC/HE  | Triad             | B332IUNVHP-A            |
| Howard Industries  | EP4/32IS/MV/MC/HE  | Triad             | B432IUNVHP-A            |
| Howard Industries  | EPL3/32IS/MV/SC/HE | Universal         | B132IUNVHP-N            |
|                    |                    | Universal         | B232IUNVHP-N            |