



Project:  Date:

Prepared by:

Comments:



**FEATURES**

- 5 Year Warranty
- Direct **65W** Incandescent Replacement
- **No Housing Required!!!**
- Energy Savings of up to 80%
- Lumen Maintenance over 70% @ 50,000+ Hours
- Compatible w/Most Triac Phase-Control Dimmers
- No UV/IR Radiation, No Toxic Mercury
- Die-Cast Aluminum Housing

**OPTICS**

- Magnetic Interchangeable Trim Rings Available
- Frosted White Lens
- Regressed Reflector

**APPLICATIONS**

- Ceiling Installations for General Ambient Lighting in Homes, Offices & Public Facilities
- Retail Store Lighting
- Museums, Galleries, Showrooms
- Hotels, Hospitality Areas
- Hospitals, Clinics, Workrooms
- Corridors, Lobbies, Stairways

**CERTIFICATIONS**

- cETLus Listed
- Energy Star Listed for Rebate and Tax Incentive Programs
- California Title 24 Compliant
- Rated for Wet-Locations / Airtight Rated





**TRIM ORDERING OPTIONS**

**6" Easy-Up—13 Watts**

MODEL NUMBER	KELVIN (CCT)	WATTS	LUMENS	CRI	TRIM COLOR
EV608941WH27	2700K	12.60	804	91	WHITE MAGNETIC
EV608941WH30	3000K	13.11	826	93	WHITE MAGNETIC
EV608941WH35	3500K	12.57	822	93	WHITE MAGNETIC
EV608941WH40	4000K	12.96	845	92	WHITE MAGNETIC
EV608941WH50	5000K	12.94	893	93	WHITE MAGNETIC

**SPECIFICATIONS**

<b>Warranty:</b> 5 yrs	<b>Max. Ambient Temp:</b> 45° C	<b>R9-Value:</b> 50	<b>Beam Angle:</b> 99°
<b>Expected Life:</b> 50,000 hrs	<b>Min. Ambient Temp:</b> -18° C	<b>Power Factor:</b> >0.9	<b>THD:</b> <20%





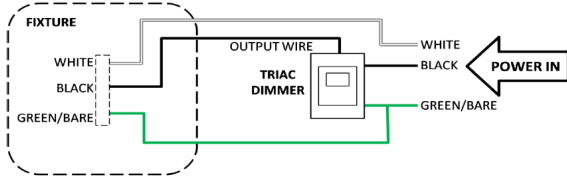
Project:  Date:

Prepared by:

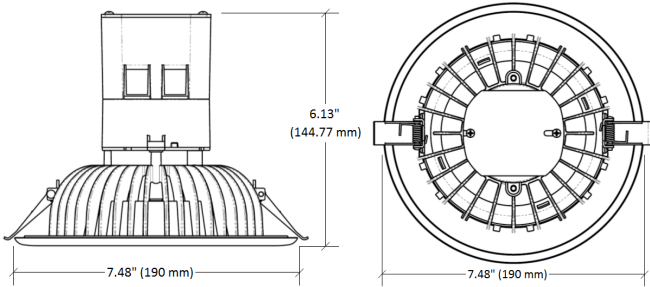
Comments:

**DIMMING COMPATIBILITY**

January 21, 2016 6730M/6731A/6731F 120 V Triac or phase-cut dimmers									
Brand	Type	Series	Model #	Wiring	Version Code	Max # of Luminaires	Min # of Luminaires For Proper Dimming	Dimming Range	
Lutron	C.L	Ariadni/Toggler C.L	AYCL-153P	3-Way	T4, T8	14	1	3% - 96%	
			TGCL-153P						
			Diva C.L						
			Skylark C.L						
			Skylark Contour C.L						
		Maestro C.L	MACL-153M	3-Way	2014	14	1	5% - 96%	
			MSCL-VP153M	single/multi	T2	14	1	4% - 96%	
			MSCL-OP153M	single/multi					
			MRF2-6CL	NA		M6	14	1	4% - 96%
			Nova T	NTCL-250	single	BR Y02	24	1	4% - 97%
Grafik T	GT-150	single	T6	14	1	4% - 97%			
RF C.L	Wireless	Grafik T RF	GTJ 150	single	M6	14	1	4% - 96%	
			Caseta	PD-6WCL	NA	SD11	14	1	2% - 96%
			Decora	DSL06-1L	3-Way	NA	29	1	21% - 97%
			Illuma Tech	IPLO6-10	3-Way	NA	14	1	5% - 97%
			Sureslide	6672-1L	single	NA	14	1	8% - 97%
Leviton	Universal Dimmer	Sureslide	6674-P0	3-Way	NA	14	1	5% - 97%	



**DIMENSIONS**



**PHOTOMETRICS**

Catalog #: EV608941WH24  
 Test Report N°: BTR66.181.14.0008.27  
 System Wattage: 13.3 W  
 Fixture Lumens: 804 lm  
 Fixture Efficacy: 63.9 lm/W  
 Spacing Criterion: ???

**Cone of Light**

Mounting Height	Beam Diameter	Center fc	Edge fc
4.0	9.1	33.2	4.7
6.0	13.7	14.7	2.1
8.0	18.3	8.3	1.2
10.0	22.8	5.3	0.8
12.0	27.4	3.7	0.5
14.0	32.0	2.7	0.4
16.0	36.6	2.1	0.3

**Intensity Table**

Angle	cd
0	531
5	527
15	501
25	453
35	387
45	301
55	204
65	105
75	28
85	6
90	0

**Coefficients of utilization**

pf	80%			20%			50%		
	50%	30%	10%	50%	30%	10%	50%	30%	10%
0	119	119	119	116	116	116	111	111	111
1	106	102	99	104	101	98	100	97	94
2	94	88	83	92	87	82	89	84	80
3	84	76	70	82	75	70	79	73	68
4	75	67	60	73	66	60	71	64	59
5	67	59	53	66	58	52	64	57	52
6	61	52	46	60	52	46	58	51	46
7	55	47	41	54	47	41	53	46	41
8	51	42	37	50	42	37	49	42	37
9	47	39	33	46	38	33	45	38	33
10	43	35	30	43	35	30	42	35	30

**Zonal Lumens**

Zone	Lumens	%Lamp
0-30	403	33%
0-40	649	53%
0-60	1077	87%
0-90	1234	100%
90-180	1	0%
0-180	1235	100%

**Intensity Diagram**

