

# LED Linear High Bay

3-Wattages + 3-CCT (35/40/50K), Damp Rated, 135 lm/W, Dimmable + Smart

## FEATURES

<b>Lumen Output</b>	14850 to 29700 lumens
<b>Efficacy</b>	135 lm/W
<b>Input Voltage</b>	120-277V
<b>Dimmable</b>	0-10V Continuous
<b>Size</b>	2-FT
<b>CCT</b>	Select (3500K, 4000K, 5000K)
<b>Rating</b>	Damp Location
<b>Warranty</b>	5 Years

## APPLICATIONS

Premium indoor luminaire for hanging or pendant mounting in high ceiling spaces above 25 feet. Suitable for gymnasiums, warehouses, manufacturing, packaging, storage, aisles, and covered decks.

## CONSTRUCTION

Manufactured for durability using aluminum sheet housing with semi-gloss coating to resist corrosion, discoloration, and scratching. Ventilated driver bay for additional heat dissipation. Damp Location rated.

## ELECTRICAL

Input voltages 120-277V models with 0-10V Continuous Dimming. Tunable 3-CCT (3500K, 4000K, 5000K) and Tunable 3-Wattages. Operating temperatures -4°F to 104°F (-20°C to 40°C).

## MOUNTING

Aluminum V-Hooks and Chains for hanging standard. Optional Pendant Mount Bracket or pair of 10-FT Aircraft Hanging Cables available.

## OPTICS

Anti-UV Frosted Polycarbonate Lens standard.

## CONTROLS

Installed fixture mounted PIR Sensor with Daylight Priority. Remote Control or Bluetooth App Control options available. Installed Step-Down Autotransformer for 480V to 277V applications available.

## EMERGENCY

Installed 90 Minute Emergency Backup Battery Driver options available.

## LISTINGS

DLC Premium listed. UL certified to meet US and Canadian standards. FCC and RoHS compliant.

## WARRANTY

5 year exclusive limited warranty.

Project:
Date:
Catalog No:
Prepared By:

## 2-FT Models



## Industry Standard Design



## Smart Sensor



## Remote Control



## Emergency Driver






## TUNABLE CORRELATED COLOR TEMPERATURES (CCT)

3500K

4000K

5000K



## SPECIFICATIONS

### ENERGY DATA

**Input Voltage:** 120-277V  
**Input Frequency:** 50/60 Hz  
**Wattage:** 3-Wattages (160W Max, 220W Max)  
**Power Factor:** >0.9  
**Total Harmonic Distortion (THD):** <20%  
**Operating Temperature:** -4°F to 104°F (-20°C to 40°C)

### LIGHTING DATA

**Lumens:** 14850 to 29700 lumens  
**Lumens Per Watt:** 135 lm/W  
**Correlated Color Temperature (CCT):** 3-CCT (35K, 40K, 50K)  
**Dimmable:** 0-10V  
**Color Rendering Index (CRI):** >80  
**L70:** 100,000 hours

## ORDERING INFORMATION

Model	Size	Wattage	Voltage	Current	Lumens	Efficacy	CCT	Dimming	Color	Dimensions
ETH-HBE-2-110/135/160W-3CCT	2-FT	(110W, 135W, 160W)	120-277V	1.01A@120V, 0.44A@277V 1.24A@120V, 0.54A@277V 1.47A@120V, 0.64A@277V	14850 18225 21600	135 lm/W	(3500K, 4000K, 5000K)	0-10V	White	24.60"L x 12.59"W x 3.62"H
ETH-HBE-2-180/200/220W-3CCT	2-FT	(180W, 200W, 220W)	120-277V	1.65A@120V, 0.71A@277V 1.83A@120V, 0.79A@277V 2.02A@120V, 0.87A@277V	24300 27000 29700	135 lm/W	(3500K, 4000K, 5000K)	0-10V	White	24.60"L x 17.32"W x 3.62"H

Mount	Control	Emergency
<b>AC-10</b> Pair of 10-FT Aircraft Hanging Cables	<b>HD09VR-PH-1</b> [INSTALLED] PIR Sensor with Daylight Priority	<b>EM20</b> [INSTALLED] Emergency LED Driver, 20W, 90-Min Battery (For 160W Max Model)
<b>(Blank)</b> V-Hooks and Chains (Standard)	<b>HD06R</b> Remote Control for Sensor Settings	<b>EM25</b> [INSTALLED] Emergency LED Driver, 25W, 90-Min Battery (For 220W Max Model)
	<b>SDM215</b> [INSTALLED] Step-Down Autotransformer 480V to 277V (For 160W Max Model)	
	<b>SDM250</b> [INSTALLED] Step-Down Autotransformer 480V to 277V (For 220W Max Model)	

## PHYSICAL DIMENSIONS

### 2-FT Models

24.60"L x 12.59"W x 3.62"H  
 24.60"L x 17.32"W x 3.62"H

