

# TRILUM TUNABLE LED Troffer

The TriLum Tunable™ LED Troffer, Select (3-Wattages + 3-CCT), 130 lm/W, Dimmable + Smart Inside

## FEATURES

<b>Lumen Output</b>	2600 to 5460 lumens
<b>Efficacy</b>	130 lm/W
<b>Input Voltage</b>	120-277V
<b>Dimmable</b>	0-10V Continuous
<b>CCT</b>	Select (3500K, 4000K, 5000K)
<b>Size</b>	2x2, 2x4
<b>Warranty</b>	7 Years

## APPLICATIONS

Premium indoor luminaire suitable for general indoor commercial spaces, lobbies, offices, meeting rooms, schools, retail stores, restrooms, hallways, and work-stations.

## CONSTRUCTION

Manufactured for durability using aluminum sheet housing with satin coating to resist corrosion, discoloration, and scratching. For use in Dry Locations.

## ELECTRICAL

Input voltage 120-277V with 0-10V Continuous Dimming. Tunable 3-CCT (3500K, 4000K, 5000K) and Tunable 3-Wattage (2x2, 20W, 25W, 30W) or (2x4, 30W, 35W, 42W). Operating temperatures -4°F to 104°F (-20°C to 40°C).

## MOUNTING

Recessed T-Bar Ceiling Mount. Optional Surface Mount Kits and Flange Kits available.

## OPTICS

Anti-UV Frosted Polycarbonate Lens.

## CONTROLS

Fixture mounted Smart Sensor for Photocell and PIR Bi-Level Motion Dimming installed available.

## EMERGENCY

Emergency Battery Backup Tunable, Select (10W, 15W, 20W) installed available.

## LISTINGS

DLC Premium listed. UL certified to meet US and Canadian standards. FCC, CE and RoHS compliant.

## WARRANTY

7 year exclusive limited warranty. View complete product warranty information <https://etheriumled.com/warranty/>.

Project:
Date:
Catalog No:
Prepared By:

2x2 and 2x4 Tunable Models





## TUNABLE CORRELATED COLOR TEMPERATURES (CCT)

3500K

4000K

5000K





**SPECIFICATIONS**

**ENERGY DATA**

**Input Voltage:** 120-277V  
**Input Frequency:** 50/60 Hz  
**Wattage:** Select (20W, 25W, 30W), Select (30W, 35W, 42W)  
**Power Factor:** >0.9  
**Total Harmonic Distortion (THD):** <10%  
**Operating Temperature:** -4°F to 104°F (-20°C to 40°C)

**LIGHTING DATA**

**Lumens:** Select [2600 (20W), 3250 (25W), 3900 (30W)] or Select [3900 (30W), 4550 (35W), 5460 (42W)]  
**Lumens Per Watt:** 130 lm/W  
**Color Correlated Temperature (CCT):** Select (3500K, 4000K, 5000K)  
**Dimmable:** 0-10V  
**Color Rendering Index (CRI):** >80  
**L70:** 75000 hours

**ORDERING INFORMATION**

Model	Size	Wattage	Voltage	Current	Lumens	Efficacy	CCT	Dimming	Color	Dimensions	Weight
ETH-TTR-22-30W	2x2	(20W 25W 30W)	120-277V	0.17A@120V, 0.07A@277V 0.21A@120V, 0.09A@277V 0.25A@120V, 0.11A@277V	2600 3250 3900	130 lm/W	(3500K, 4000K, 5000K)	0-10V	White	23.74"L x 23.74"W x 4.00"H	8.50 lbs
ETH-TTR-24-42W	2x4	(30W 35W 42W)	120-277V	0.25A@120V, 0.11A@277V 0.29A@120V, 0.13A@277V 0.35A@120V, 0.15A@277V	3900 4550 5460	130 lm/W	(3500K, 4000K, 5000K)	0-10V	White	47.75"L x 23.74"W x 3.00"H	16.00 lbs

Mount		Sensor		Emergency	
FK22	2x2 Flange Kit	EFS01R	INSTALLED - Smart Sensor for Photocell and PIR Bi-Level Motion Dimming	BLD-AM20D-480800	INSTALLED - Emergency Battery Backup Tunable, Select (10W, 15W, 20W)
FK24	2x4 Flange Kit			(Blank)	None
FPSMK22	2x2 Surface Mount Kit	(Blank)	None		
FPSMK24	2x4 Surface Mount Kit				
(Blank)	None				

**ORDERING GUIDE**

ETH	TTR	22	30W	FK22	EFS01R	BLD-AM20D-480800
ETH	Group	Size	Wattage	Mount	Sensor	Emergency



**PHYSICAL DIMENSIONS**

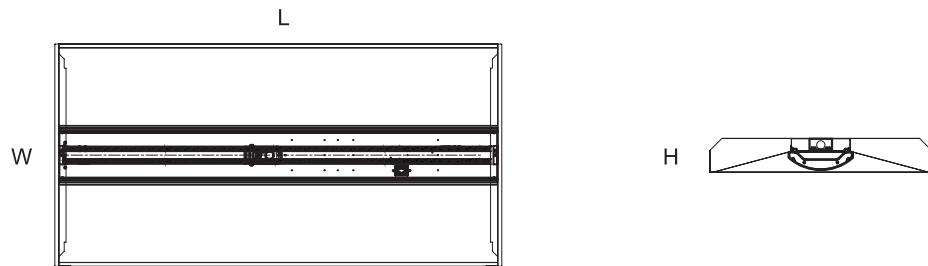
**2x2 Models**

23.74"L x 23.74"W x 4.00"H



**2x4 Models**

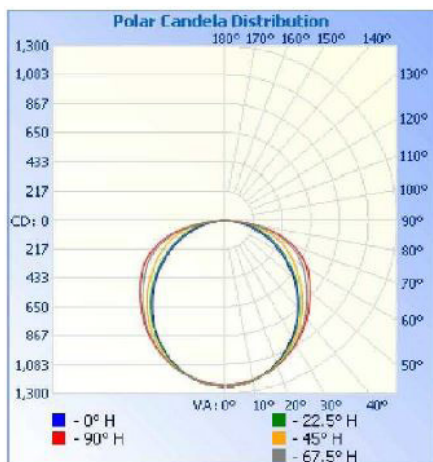
47.75"L x 23.74"W x 3.00"H



**SHIPPING INFORMATION**

Model	Unit Weight	Shipping Dimensions	Shipping Weight	Quantity /Box
2x2	8.50 lbs	25.00"L x 24.50"W x 4.25"D	10.60 lbs	1
2x4	16.00 lbs	49.50"L x 24.50"W x 4.00"D	19.00 lbs	1

**ETH-TTR-22-30W**



**ZONAL LUMEN SUMMARY**

Zone	Lumens	% Lamp	% Luminaire
0-30	960.4	25.3%	25.3%
0-40	1572.8	41.5%	41.5%
0-60	2818.7	74.4%	74.4%
60-90	962.5	25.4%	25.4%
70-100	452.9	12.0%	12.0%
90-120	3.1	0.1%	0.1%
0-90	3781.2	99.8%	99.8%
90-180	8.0	0.2%	0.2%
0-180	3789.2	100%	100%