

Passive Infrared Ceiling Occupancy Sensor with Isolated Relay



BASIC OPERATION

The OSCxx-RIW Infrared Ceiling Sensor is a low voltage occupancy sensor that works in conjunction with the Leviton OSPxx Power Pack to control lighting. The sensor's main function is to turn the lights ON or maintain the lights ON while movement is detected within the sensor's range and to turn the lights OFF when the space is left unoccupied.

The sensor uses a dual element PIR heat detector that resides behind a multi-zone optical lens. This Fresnel lens establishes dozens of zones of detection. The sensor is sensitive to the heat emitted by the human body. In order to trigger the sensor, the source of heat must move from one zone of sensing to another. Non-moving hot objects will not cause the lights to turn ON (like incandescent lights).

Additionally, the sensor is designed with an isolated relay contact which enables the sensor to interface with other systems (example: BAS, HVAC or any dry-contact capable device or system).

APPLICATIONS

- Classrooms
- Copy rooms
- Open areas
- Small offices
- Conference rooms
- Workspaces
- Hallways
- Private restrooms

FEATURES

- Isolated relay: Supports HVAC or other Class 2 low voltage signals
- Supports both 24VAC/VDC power supplies
- Range & coverage: 450 sq. feet and 1,500 sq. feet models available
- Self-adjusting: internal microprocessor continually analyzes, evaluates and adjusts the infrared sensitivity and time delay. Performance is kept at a maximum and user complaints are eliminated.
- Custom white color matched for most common daylight harvesting architecture
- Uses OSPxx Series Power Pack: uses Class 2, 24 volt wiring, three wire connection (low voltage). Multiple sensors can control single or multiple power packs.
- Additional mid-range lens assembly included for applications with mounting heights between 12'-20'
- Fast, simple installation: easy ceiling mount, twist-lock sensor attachment for 360° rotation and flexibility
- Timer setting feature: automatic—30sec-30min. Test mode—4sec with auto exit programming.
- Non-volatile memory: learned and adjusted settings saved in protected memory are not lost during power outages
- Walk-through: provides increased energy savings by decreasing the time delay to 2.5min when someone momentarily walks through the monitored space
- PIR masking: pre-scored masking disks are provided with the device for fine tuning the field-of-view
- High motion sensitivity: large lens area and multi-element lens design gives excellent range and sensitivity
- Device: rugged, high-impact, injection molded plastic Color coded leads are 7" long (17.78 cm)

OSC04-RIW OSC15-RIW

HOW THE OSC04-R/OSC15-R AUTOMATICALLY ADAPTS

Condition	Example	Adaptive Reaction
Timer Left In Test Mode - The sensor remains in an 4 sec. test mode.	An installer accidentally leaves the sensor in the 4 sec. timer test mode and the lights may go off or on every 4 sec.	The sensor automatically resets the timer to the preset time delay after 15 minutes of test mode
False-On - The sensor incorrectly turns the lights on.	The sensor detects movement in the corridor or hallway and the room lights turn on.	After an initial movement is sensed, if another movement is not sensed within the timer setting then the delayed off time setting is automatically reduced.
False-Off - The sensor incorrectly turns the lights off.	The sensor does not detect movement because an occupant sits virtually motionless at a desk and the lights turn off.	If motion is sensed within a short period after the lights go off, then the current delayed off-time setting is increased.

Leviton Manufacturing Co., Inc. Global Headquarters

201 North Service Road, Melville, NY 11747-3138 tech line 800-824-3005 fax 800-832-9538

©2017 Leviton Manufacturing Co., Inc. All rights reserved. Subject to change without notice.

PRODUCT DATA



DIP SWITCH SETTINGS			
SWITCH	BANK A	SWITCH FUNCTIONS	SWITCH SETTINGS
		OFF	ON
A1	N/A		
A2	N/A		
A3	Manual Mode	Auto Adapting Enabled	Auto Adapting Disabled
A4	Walk-Thru Disable	Walk-Thru Enabled	Walk-Thru Disabled
	BANK B		
B1	Override to On	Auto Mode	Lights forced On
B2	Override to Off	Auto Mode	Lights forced Off
B3	Test Mode	OFF'ON'OFF	Enter/Exit Test Mode
B4	LED Disable	LEDs Enabled	LEDs Disabled

*Bold items are factory defaults

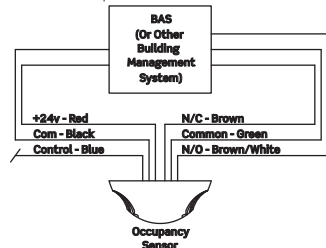
SPECIFICATIONS

ELECTRICAL	
Power Requirements	15-28 VAC/VDC from OSPxx Power Pack or other Class 2 power supplies
Isolated Relay	1A @ 30VAC/VDC
Power Consumption	15mA DC, 30mA AC
Output	24 VDC active high logic control signal with short circuit protection
CONTROLS	
Infrared Sensitivity	0 to 100%; red knob (factory setting: 75%)
Time Delay	30sec-30min; black knob (factory setting: 10min)
INDICATORS	
Red LED Lamp	Passive infrared motion technology
ENVIRONMENTAL	
Operating Temperature Range	32-104°F (0-40°C)
Relative Humidity	0-95% non-condensing, for indoor use only
OTHER	
Mounting Height	Low-range lens (default) 8-12 feet Mid-range lens 12-20 feet
Dimensions	4.2" W x 1.57" D
Listings	CUL/US Certified, can be used to comply with ASHRAE 90.1 and 2016 Title 24, Part 6 occupancy sensing requirements
Warranty	Limited Five-Year Warranty

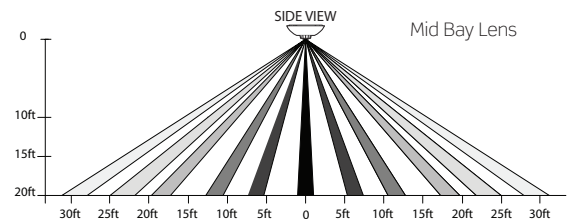
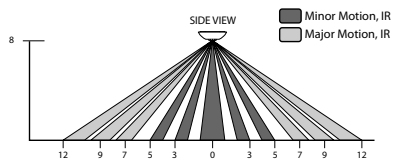
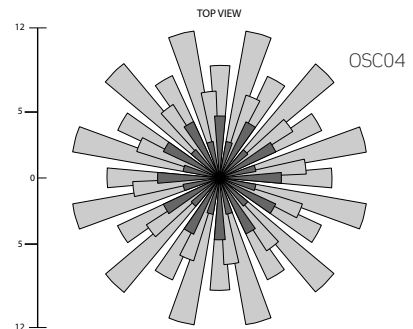
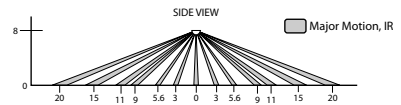
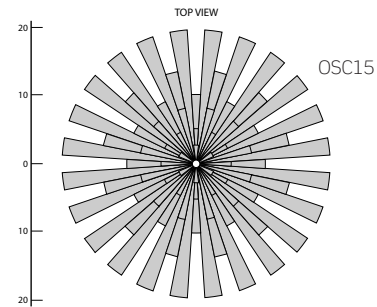
ORDERING INFORMATION

CAT NO.	DESCRIPTION
OSC04-RIW	Passive Infrared Ceiling Sensor, 450 sq. feet of coverage
OSC15-RIW	Passive Infrared Ceiling Sensor, 1,500 sq. feet of coverage

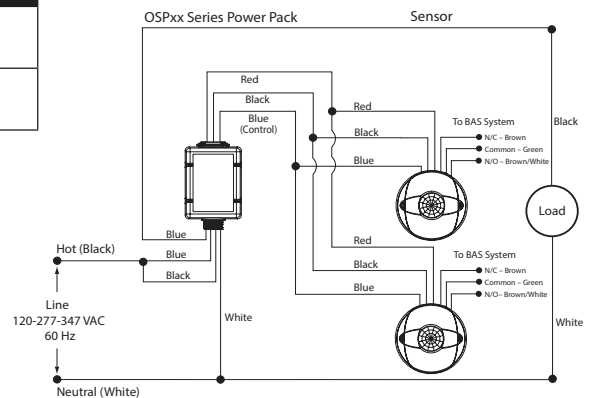
NAFTA compliant and Made in USA models available



FIELD-OF-VIEW



PHYSICAL WIRING



Leviton Manufacturing Co., Inc. Global Headquarters

201 North Service Road, Melville, NY 11747-3138 tel 800-323-8920 fax 800-832-9538 tech line (8:30AM-7:00PM ET Mon-Fri) 800-824-3005

Leviton Manufacturing Co., Inc. Energy Management, Controls and Automation

20497 SW Teton Avenue, Tualatin, OR 97062 tel 800-736-6682 fax 503-404-5594 tech line (6:00AM-4:00PM PT Mon-Fri) 800-959-6004

Visit our Website at: www.leviton.com/sensors

©2017 Leviton Manufacturing Co., Inc. All rights reserved. Subject to change without notice.

G-8578A/K17-aa

REV NOV 2017

OSC04-RIW OSC15-RIW