

CXES SERIES OUTDOOR LIGHTING

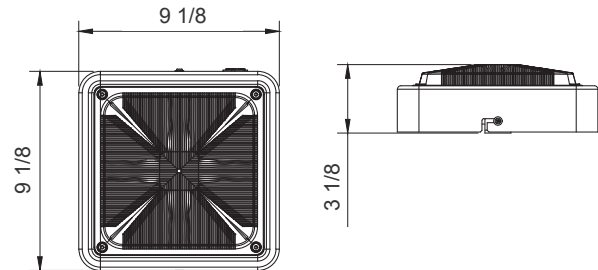
CXES-10-30W-MCTP-WH
SQUARE NEW CONCEPT GARAGE AND CEILING LIGHTS
MCTP Multi Color Temperature & Multi Power/Wattage (Selectable)



Availi Finishes:



Customer Name: _____
Project Name: _____
Note: _____ | Type: _____



9 1/8" (L) X 9 1/8" (W) X 3 1/8" (H)

Ideal for indoor parking lots, commercial buildings, schools, warehouses, retail centers, apartment complexes. Designed for 9 to 16-foot mounting.

Features

- Stamped Galvanized Steel With Prismatic Polycarbonate Lens Redesigned For LED
- Designed for 9 to 16 Foot Mounting Heights
- Factory-Installed Options: Battery Backup, Motion Sensor
- 7-year Warranty

Technical Specifications

Electrical:

- Wattage: 10W/20W/30W
- Input Current: 0.6A MAX
- Input Voltage: 120-277VAC 50/60Hz
- Power Factor: >0.90
- LPW: 130LPW

Mechanical:

- Stamped Galvanized Steel
- Twist-Lock Zhaga Socket Pre-Installed. See Motion Sensor Accessories
- Four 1/2" Threaded Hubs Located On Four Sides Of The Housing
- Prismatic Polycarbonate Lens
- Lifespan: 70000 Hrs
- Operating Temperature: -40°F ~ 104°F
- Suitable For Damp Locations
- 7-year Warranty

Lighting:

- MCTP: Multi-CCT and Power Switch Is In The Fixture
- Dimming: 0~10V dimmable
- LED Type/ Brand: LUMILEDS 2835LED
- Total Lumens: 3900LM Max.
- Color Temperature: 3000K/4000K/5000K
- Color Rendering index: >70
- Beam Angle: 150°
- Lifespan: 70000 Hrs

Applications:

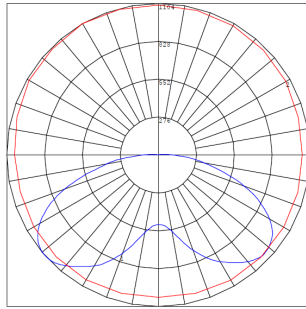
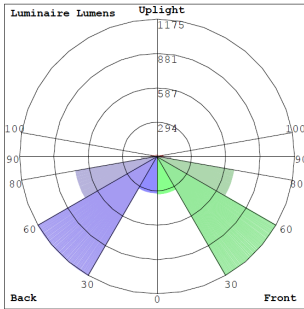
- Indoor Parking
- Commercial Buildings
- School
- Warehouses
- Complexes
- Apartment
- Garage

Other Models:

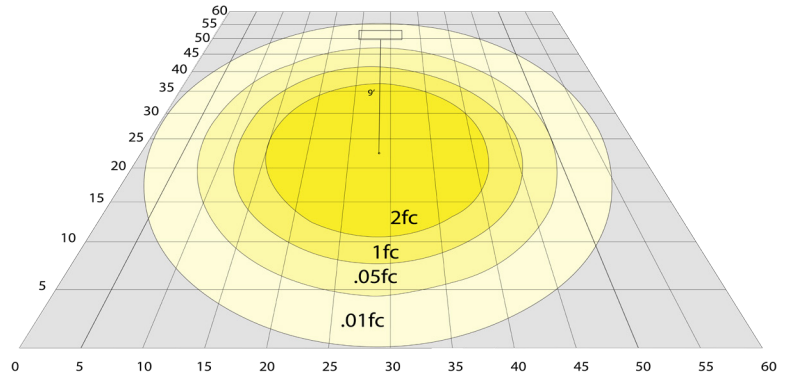
- 60W | 7800LM | CXES-30-60W-MCTP-WH • 80W | 10400LM | CXES-40-80W-MCTP-WH



Photometrics: CXES-10-30W-MCTP-WH



BUD Rating: B2-U3-G2




Area 60'x 60' Mounting Height: 9'

Other Views:



Side View



Front View



Switch View

Performance Table: CXES-10-30W-MCTP-WH

MODEL NO.	Wattage	Voltage	Lumens	Color Temp.	BUG Rating	LPW
CXES-10-30W-MCTP-WH	10W	120~277V	1300LM	3000K	B2-U3-G2	130
	20W		2600LM	4000K		
	30W		3900LM	5000K		

Sample Ordering

Model	Min.	Max.	Wattage	Color Temp.	Housing			
CXES	-	10	-	30W	-	MCTP	-	WH

