

CWS COMMERCIAL WRAP

PROJECT: _____


SCHEDULE: _____ DATE: _____

PREPARE BY: _____

NOTES: _____

DESCRIPTION

naturaLED® Commercial Wrap (CWS) now offers the perfect solution for your lighting needs. The Commercial utility wrap fixtures are designed for saving energy and easy installation. Available in selectable wattage and selectable CCT; delivering up to 5,700 lumens with excellent and consistent color. Our Commercial Utility Wrap features a full wrap-around lens and is 48 inches long; designed for junction box installation and works great in parking garages, stairwells, offices, hallways, industrial, commercial and residential, ceiling or wall mounted. This fixture is versatile and efficient.



APPLICATIONS

Conference/Meeting Room, Stairwells, Schools/ Universities, Hospitals, Hotels, Parking Garages



Rated Life 50,000 Hours
Warranty 5 Years

FEATURES

- DLC Standard
- Damp Location
- UL Listed
- Lightweight for easy installation
- Excellent thermal design
- Uniform and consistent color
- Color Temperature: 3CCT (3500,4000,5000K)
- Selectable Wattages (22 / 28 / 34 / 44W)
- Input line voltage: 120-277V
- Input Current: 0.4A
- CRI: 80
- Powerfactor >0.9
- Dimmable: 0-10V
- Operating temperature: -13°F - 104°F
- 5 Year Warranty
- Optional for Purchase: Emergency Driver, Motion Sensor, Surge Protector

ACCESSORIES

	Emergency Driver
	Motion/ Daylight Sensor
	Surge Protector

SAMPLE NUMBER FXCWS44SW/48FR/8CCT3

FAMILY	SERIES	WATTAGE	LENGTH/ LENS	CRI/COLOR TEMP
FX fixture	CWS commercial wrap	44SW < 44 watt selectable wattages 22W,28W,34W,44W	48FR 48" frosted	8CCT3 CRI 80 3CCT selectable 3500K, 4000K, 5000K



*P= Premium DLC / *S = Standard DLC

ORDERING

Watts (W)	Ordering Code	Description	CCT (K)	Lumens (Lm)	Equiv. Wattage (W)	Size	Damp Location	DLC (S/P)
22	9585	FXCWS44SW/48FR/8CCT3	3CCT	2,860	3 x32WT8	9" x48"	•	S
28			(3500/4000/	3,640				
34			5000K)	4,420				
44				5,720				

ACCESSORIES (Ordered Separately)

Emergency Driver
7336 BAEM4-60BC/MV-A
(Emergency driver)

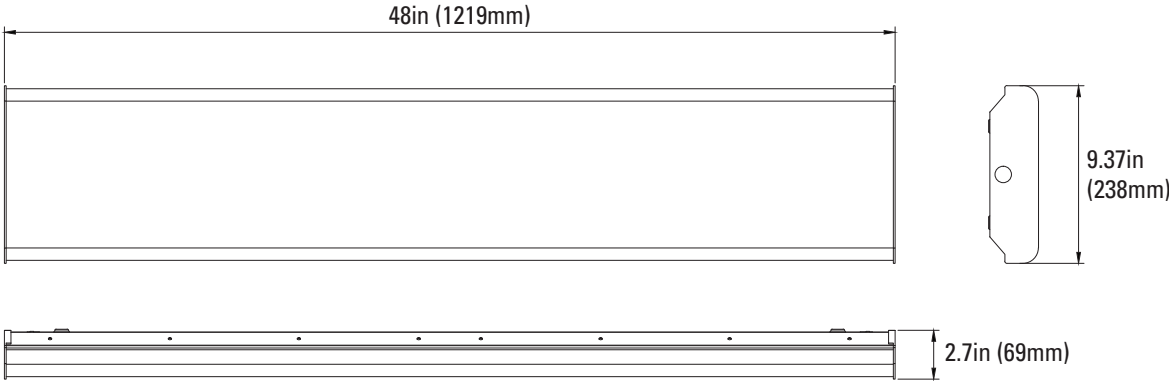
Motion Sensor
P10438 SEN-HB001VCR-1
(12V Motion Sensor 0-10V Dimming)

Surge Protector
P10389 SPD-L-10KV-277
(Surge Protection 10KV 120-277V)

P10390 SPD-L-20KV-277
(Surge Protection 20KV 120-277V)

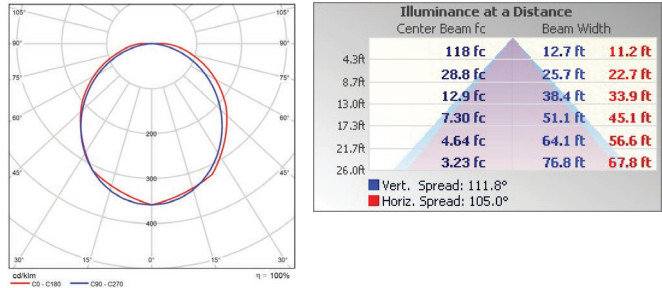
DIMENSIONS

(48-inch)
11.02-lbs



PHOTOMETRICS CHART

(48-inch)
DLC Standard



PACKAGE

