

CSL COMMERCIAL STRIP LIGHT (CCT3)

PROJECT: _____

SCHEDULE: _____ DATE: _____

PREPARE BY: _____

NOTES: _____

DESCRIPTION

naturaLED® CSL provides the perfect solution for your lighting needs. The LED commercial strip light maximizes energy savings and is designed for multiple applications including new construction. This fixture can be used for warehouse, parking garages, stairwells, offices, hallways and many other applications in industrial and commercial. Our commercial strip light is very versatile, efficient and is available up to 9,398 Lm, with option motion sensor.

APPLICATIONS

Warehouse, Retail, Parking Garage, Stairwell and Hallways, Storage Lighting

FEATURES




- DLC Standard
- Damp Location
- UL Listed
- Selectable Wattages
- Color Temp: 3CCT (3500K, 4000K, 5000K)
- Voltage: 120-277V, 120-347V
- Power Factor: >0.9
- Beam Angle: Flood
- Dimmable: 0-10V
- CRI: 80
- Operating temperature: -13°F - 104°F
- Easy installation clip-on
- Material: Steel and PC lens
- Available in : 2', 4' or 8' length
- 5Year Warranty
- Optional for Purchase: Motion Sensor, Emergency Drivers



*Available in
2-ft, 4-ft, & 8-ft of length

Rated Life Hours 50,000
Warranty 5 Years

ACCESSORIES

	Motion Sensor
	Remote Programmer
	Emergency Drivers
	Emergency Drivers 4W
	Wireguard

SAMPLE NUMBER FXCSL44SW/48FR/8CCT3/MV

FAMILY	SERIES	WATTAGE	SELECTABLE	LENGTH/LENS	CRI/COLOR TEMP	VOLTAGE
FX Fixture	CSL Commercial Strip Light	44 <44 Watt	SW Wattage Selectable	48FR 48-inch Frosted	8CCT3 CRI 80 Selectable Color Temp (3500/4000/5000K)	MV Multiple Voltage (347V) 347V



COMMERCIAL STRIP LIGHT (CCT3)

CEILING & AREA LUMINAIRES

ORDERING

*P= Premium DLC / *S = Standard DLC

Watts (W)	Ordering Code	Description	CCT (K)	Lumens (Lm)	Equiv. Wattage (W)	Voltage (V)	Damp Location	DLC (S/P)	
22	9575	FXCSL44SW/48FR/8CCT3/MV	3CCT	2,970	3 x 32WT8	120-277V	•	S	
28				(35/40/50K)					3,640
36									4,680
44									6,204
44	9578	FXCSL68SW/96FR/8CCT3/MV	3CCT	6,248	5 x 32WT8	120-277V	•	S	
58				(35/40/50K)					7,540
68									9,398
22	9577	FXCSL22/24FR/8CCT3/347	3CCT	2,878	2 x 17WT8	120-347V	•	S	
				(35/40/50K)					
22	9251	FXCSL44SW/48FR/8CCT3/347	3CCT	2,970	2 x 32WT8	120-347V	•	S	
28				(35/40/50K)					3,640
36									4,680
44									6,204
44	9252	FXCSL68SW/96FR/8CCT3/347	3CCT	6,248	2 x 59WT8	120-347V	•	S	
58				(35/40/50K)					7,540
68									9,398

ACCESSORIES (Ordered Separately)

Motion Sensor



P10438 SEN-HB001VCR-1
(Motion Sensor 0-10V internal 12V)

Emergency Driver



7336 BAEM4-60BC/MV-A
(120V ~ 277V 4W EM Driver for 4ft CSL only #9575)

Remote Programmer



P10323 SEN-HD05R
(Remote Programmer for P10438)



7334 BAEM15-48BC/MV-A
(Emergency Backup Driver 120-277V for 8ft CSL only #9578)

Wireguard

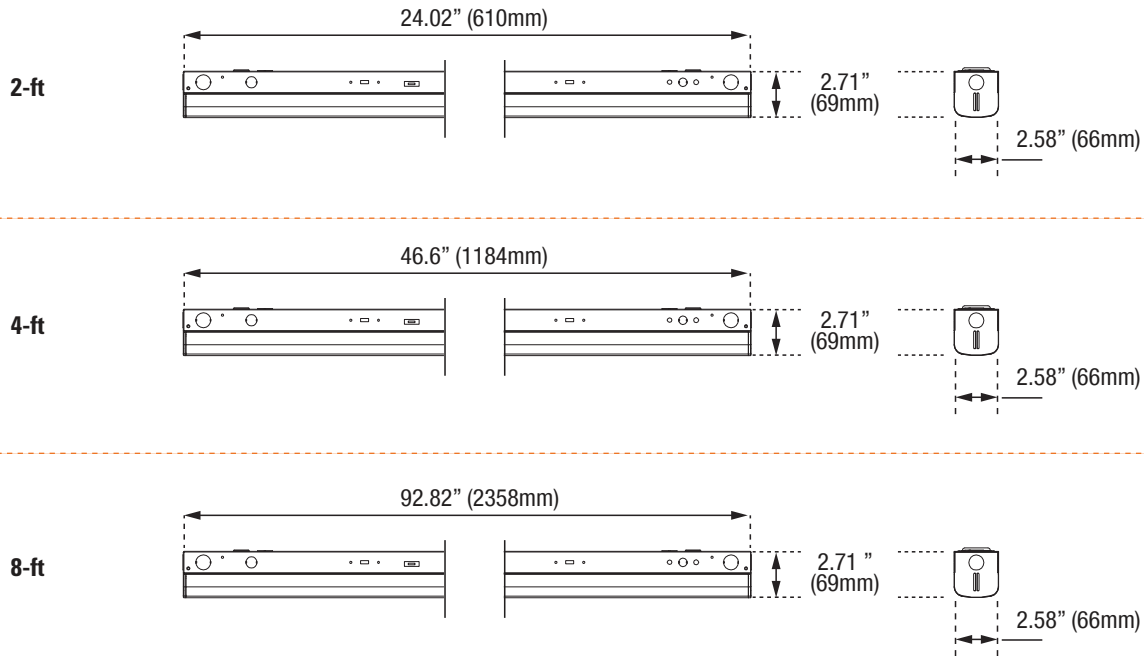


P10010 WG-2.5CSL/24/WH
(Wireguard for 2' CSL, #9577)

P10011 WG-2.5CSL/48/WH
(Wireguard for 4' CSL, #9251, #9575)

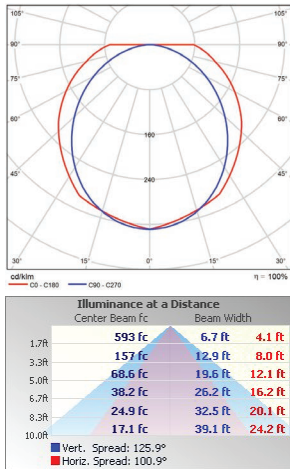
P10011 WG-2.5CSL/48/WH x (2)
(Wireguard for 8' CSL, #9252, #9578)

DIMENSIONS

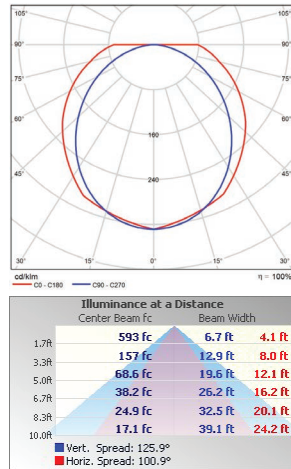


PHOTOMETRICS CHART

44 Watt - 4ft
DLC Standard

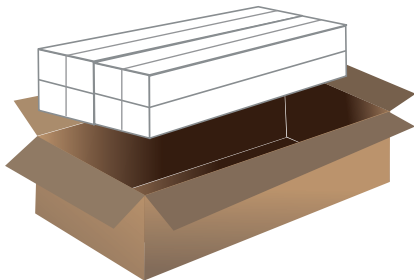


44 Watt - 4ft (347V)
DLC Standard



PACKAGE

Case Qty 8 pc
2' / 4'



Case Qty 4 pc
8'

