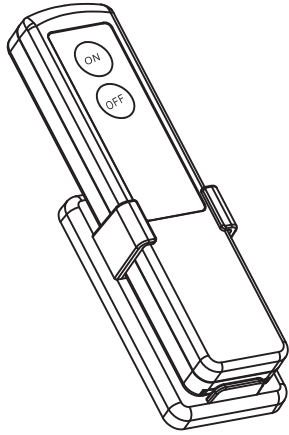


Operating Manual



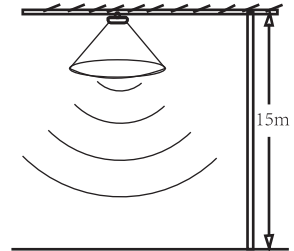
Remote Control

Instructions For Remote Control

Testing:
ON Press the ON button to test emergency function. The light will switch to its emergency lighting and the indicator light will turn off. Press the OFF button, the light will recover to normal lighting.
When mains supply is off (emergency mode), press the OFF button can turn off emergency function.

Please note:
OFF Remote must be pointed at the indicator light and be within a 45 degree angle to receive a signal/command. Remote needs two AAA batteries to operate (not included).

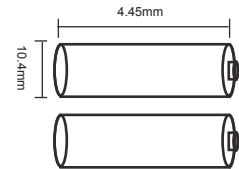
10-15M Highbay altitude




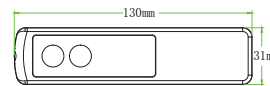
NOTE

When not in long-term use please remove the battery

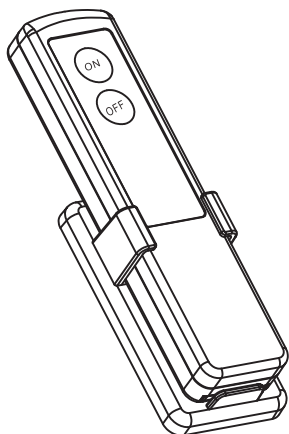
Model: RN1
Rated voltage: 3VDC



SIZE



Operating Manual



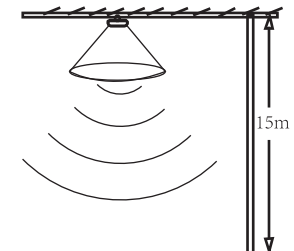
Remote Control

Instructions For Remote Control

Testing:
ON Press the ON button to test emergency function. The light will switch to its emergency lighting and the indicator light will turn off. Press the OFF button, the light will recover to normal lighting.
When mains supply is off (emergency mode), press the OFF button can turn off emergency function.

Please note:
OFF Remote must be pointed at the indicator light and be within a 45 degree angle to receive a signal/command. Remote needs two AAA batteries to operate (not included).

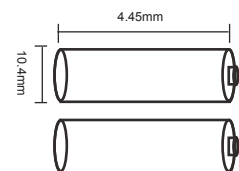
10-15M Highbay altitude



NOTE

When not in long-term use please remove the battery

Model: RN1
Rated voltage: 3VDC



SIZE

