


BOL SERIES Outdoor Lighting

BOL-42-R-L-C-MCTP-BR42" Round
Flat Bollard

MCTP Multi Color Temperature & Multi Power/Wattage (Selectable)



Avail Finish:

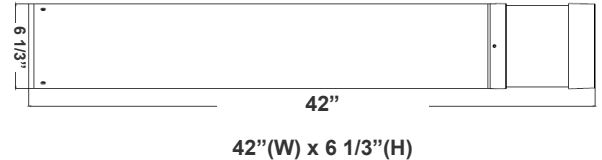


Customer Name: _____

Project Name: _____

Note: _____

Type: _____



Bollards are designed for walkways, entrance ways, drives and other small-area lighting applications where low mounting heights are desirable

Features

- Corrosion Resistant Aluminum for Exterior
- Samsung 2835 LED Chips
- Wattage & CCT Selectable Switches inside fixture
- 7-Year Warranty

Technical Specifications

Electrical:

- Voltage: 120-277VAC
- Wattage: 12W-16W-22W
- Power Factor: >0.9
- Efficacy: 68 LPW

Mechanical:

- Flat Top with Cone Reflector & Frosted Lens
- Corrosion Resistant Aluminum for Exterior
- Mounting Accessories & Anchor Bolts Included (7-1/2" long)
- Operating Temperature: -40°F to 113°F
- 7 Years Warranty
- IP Rating: IP65, Wet Locations

Lighting:

- Wattage & CCT Selectable Switches inside fixture
- Lumens: 1496LM Max.
- Color Temperatures: 3000K/4000K/5000K
- Color Rendering Index: CRI ≥ 70
- Beam Angle : 360°
- Lifespan: 70000 Hours

Applications:

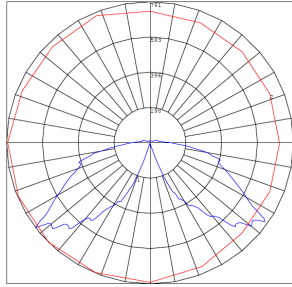
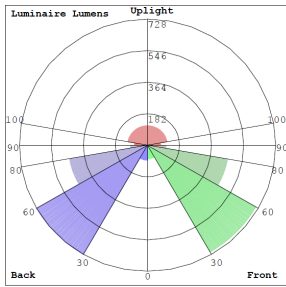
- Bollards are designed for walkways, entrance ways, drives and other small-area lighting applications where low mounting heights are desirable

Other Models:

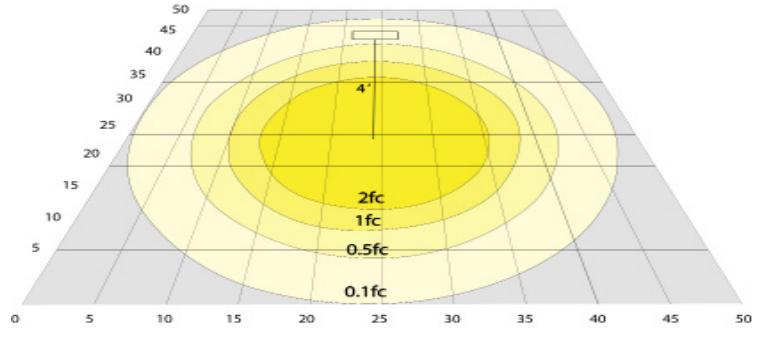
- 22W | 1500LM | BOL-44-R-L-C-MCTP-BR



Photometrics: BOL-42-R-L-C-MCTP-BR



BUD Rating: B1-U3-G2



Area 50'x 50' Mounting Height: 9'

Other Views:



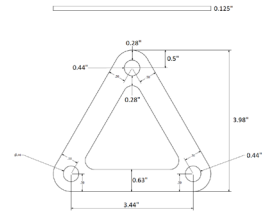
Lens View



Bottom View



Mounting accessories Included



3.98" H x 3.44" W x 0.125" D

Performance Table: BOL-42-R-L-C-MCTP-BR

MODEL NO.	Wattage	Voltage	Lumens	Color Temp.	BUG Rating	LPW
BOL-42-R-L-C-MCTP-BR	12W	120~277V	816LM	3000K 4000K 5000K	B1-U3-G2	68
	16W		1088LM			
	22W		1496LM			

Sample Ordering

Model Height Top Shape Reflector Lens Type Watt/Color Temp. Housing

BOL - 42 - R - L - C - MCTP - BR

Factory-Installed Options:

Blank = No Option For Accessories
 OPT-EM-OD1INT=EMERGENCY BACKUP INTERNAL BATTERY, BACK BOX
 OPT-BOL-SH1=SHIELD
 OPT-PC-B=BUTTON PHOTOCELL
 OPT-CRL-95(BK/GR/SR/WH)=PAINT
 OPT-SEN-WMC=MICROWAVE BI-LEVEL SENSOR

FACTORY-INSTALLED OPTION:



OPT-EM-OD1INT
INTERNAL BATTERY



OPT-SEN-WMC
MICROWAVE BI-LEVEL SENSOR



OPT-PC-B
FOR 120V-277V PHOTOCELL




COLOR CHART: * Choose from one of our Premium Colors with no set-up fee.

Gloss:



Hammer:



Texture:



Vein:

