

PROJECT:	
SCHEDULE:	DATE:
PREPARE BY:	
NOTES:	

BLD BOLLARD

DESCRIPTION

naturaLED® BLD bright pathway lighting is important for the safety of pedestrian foot traffic. Ensuring that sidewalks and pavement are well lit reduces the risk of people tripping and falling. The superior quality of our DLC Bollard light fixture provides glare-free lighting that replaces 100 watt metal halide fixtures and produces 2000 lumens.



APPLICATIONS

Security, Pathway, Perimeter, Entryway, Area Lighting



**Rated Life 50,000 Hours
Warranty 5 Years**

FEATURES

- DLC Standard / Energy Star Certified
- IP65 Rated
- Energy savings up to 80% compared to metal halide bollards
- Customizable wattage allows flexibility for user's needs
- 8" diameter makes easy replacement for traditional bollards
- Excellent thermal design
- Material: Die Cast Aluminum
- Lens: UV resistant polycarbonate lens
- Cone Reflector Shape: Flat / Round Shape
- Available in 4 configurations: cone, louvers, type 3, frosted lens
- Input line voltage: 120-277V
- Voltage frequency (Hz): 50/60
- Power factor: >0.9
- CRI: 80
- Color Temp: 4000K, 5000K
- Operating temperature: -22°F - 122°F
- Finish: Black or Bronze

SAMPLE NUMBER LED-FX8BLD18/42FCN/840/BK

STYLE	FAMILY	DIAMETER	SERIES	WATTAGE	LENGTH/SHAPE	CRI/COLOR TEMP	COLOR
LED led lighting	FX fixture	8 8 inch	BLD bollard	18 selectable wattage <18	42FCN 42 inch FCN - Flat Reflector FFR - Frosted FLV- Flat Louver Reflector FT3- Type 3	840 CRI 80 4000K	BK black



ORDERING


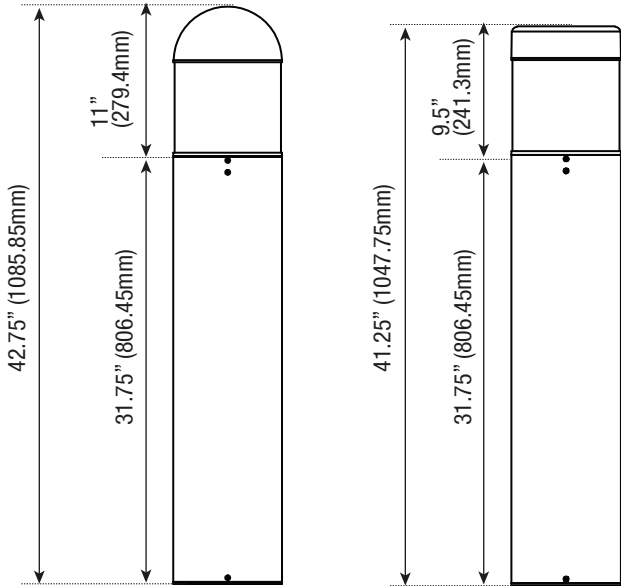
*P= Premium DLC / *S = Standard DLC / *E = Energy Star

	Watts (W)	Ordering Code	Description	CCT (K)	Lumens (Lm)	Color	Beam Angle	IP65 Rated	DLC (S/P)
Flat	9/13/18	9326	LED-FX8BLD18/42FCN/840/BK	4000K	1000/1500/2000	Black	360°	•	S
	9/13/18	9327	LED-FX8BLD18/42FCN/850/BK	5000K	1000/1500/2000	Black	360°	•	S
	9/13/18	9328	LED-FX8BLD18/42FLV/840/BK	4000K	750/1100/1566	Black	360°	•	E
	9/13/18	9329	LED-FX8BLD18/42FLV/850/BK	5000K	750/1100/1566	Black	360°	•	E
	9/13/18	9332	LED-FX8BLD18/42FFR/840/BK	4000K	800/1200/1622	Black	Frosted	•	E
	9/13/18	9333	LED-FX8BLD18/42FFR/850/BK	5000K	800/1200/1622	Black	Frosted	•	E
	9/13/18	9330	LED-FX8BLD18/42FT3/840/BK	4000K	700/1000/1464	Black	Type 3	•	E
	9/13/18	9331	LED-FX8BLD18/42FT3/850/BK	5000K	700/1000/1464	Black	Type 3	•	E
	9/13/18	9334	LED-FX8BLD18/42FCN/840/BZ	4000K	1000/1500/2000	Bronze	360°	•	S
	9/13/18	9335	LED-FX8BLD18/42FCN/850/BZ	5000K	1000/1500/2000	Bronze	360°	•	S
	9/13/18	9336	LED-FX8BLD18/42FLV/840/BZ	4000K	750/1100/1566	Bronze	360°	•	E
	9/13/18	9337	LED-FX8BLD18/42FLV/850/BZ	5000K	750/1100/1566	Bronze	360°	•	E
	9/13/18	*9340	LED-FX8BLD18/42FFR/840/BZ	4000K	800/1200/1622	Bronze	Frosted	•	E
	9/13/18	*9341	LED-FX8BLD18/42FFR/850/BZ	5000K	800/1200/1622	Bronze	Frosted	•	E
	9/13/18	*9338	LED-FX8BLD18/42FT3/840/BZ	4000K	700/1000/1464	Bronze	Type 3	•	E
	9/13/18	*9339	LED-FX8BLD18/42FT3/850/BZ	5000K	700/1000/1464	Bronze	Type 3	•	E
Round	9/13/18	9374	LED-FX8BLD18/42RCN/840/BK	4000K	1000/1500/2000	Black	360°	•	S
	9/13/18	9375	LED-FX8BLD18/42RCN/850/BK	5000K	1000/1500/2000	Black	360°	•	S
	9/13/18	9376	LED-FX8BLD18/42RLV/840/BK	4000K	750/1100/1566	Black	360°	•	E
	9/13/18	9377	LED-FX8BLD18/42RLV/850/BK	5000K	750/1100/1566	Black	360°	•	E
	9/13/18	9380	LED-FX8BLD18/42RFR/840/BK	4000K	750/1100/1566	Black	Frosted	•	E
	9/13/18	*9381	LED-FX8BLD18/42RFR/850/BK	5000K	750/1100/1566	Black	Frosted	•	E
	9/13/18	9378	LED-FX8BLD18/42RT3/840/BK	4000K	700/1000/1464	Black	Type 3	•	E
	9/13/18	*9379	LED-FX8BLD18/42RT3/850/BK	5000K	700/1000/1464	Black	Type 3	•	E
	9/13/18	9382	LED-FX8BLD18/42RCN/840/BZ	4000K	1000/1500/2000	Bronze	360°	•	S
	9/13/18	9383	LED-FX8BLD18/42RCN/850/BZ	5000K	1000/1500/2000	Bronze	360°	•	S
	9/13/18	9384	LED-FX8BLD18/42RLV/840/BZ	4000K	750/1100/1566	Bronze	360°	•	E
	9/13/18	*9385	LED-FX8BLD18/42RLV/850/BZ	5000K	750/1100/1566	Bronze	360°	•	E
	9/13/18	*9388	LED-FX8BLD18/42RFR/840/BZ	4000K	750/1100/1566	Bronze	Frosted	•	E
	9/13/18	*9389	LED-FX8BLD18/42RFR/850/BZ	5000K	750/1100/1566	Bronze	Frosted	•	E
	9/13/18	*9386	LED-FX8BLD18/42RT3/840/BZ	4000K	700/1000/1464	Bronze	Type 3	•	E
	9/13/18	*9387	LED-FX8BLD18/42RT3/850/BZ	5000K	700/1000/1464	Bronze	Type 3	•	E

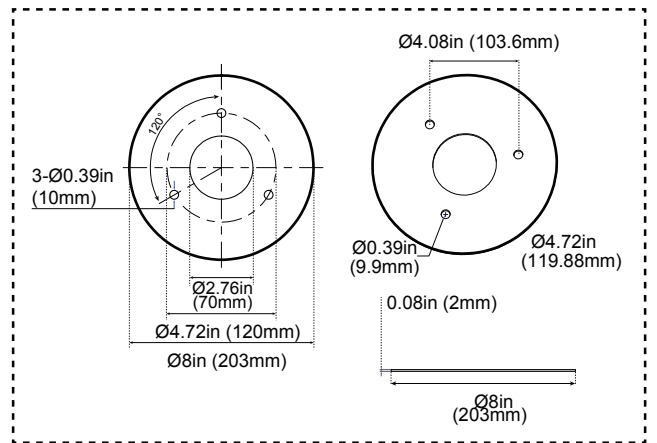
*Special Order for lead time

DIMENSIONS

Round 16.36-lbs
Flat 16.00-lbs



Bolt Pattern Dimensions



STYLE



Flat Cone Reflector
Model: FCN



Flat Type 3
Model: FT3



Flat Louver Reflector
Model: FLV




Flat Frosted Lens
Model: FFR



Round Cone Reflector
Model: RCN




Round Type 3
Model: RT3



Round Louver Reflector
Model: RLV

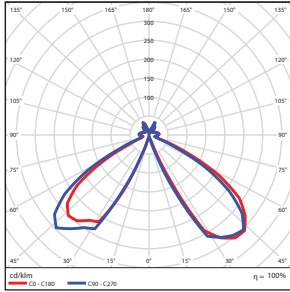


Round Frosted Lens
Model: RFR



PHOTOMETRICS CHART

Cone Reflector (Flat -8")
DLC Standard

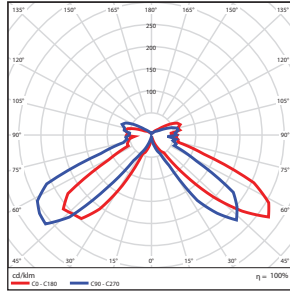


Illuminance at a Distance

Center Beam fc	Beam Width	Beam Width	
2.5R	1.06 fc	6.5 ft	2.1 ft
5.0R	0.27 fc	13.0 ft	4.2 ft
7.5R	0.12 fc	19.5 ft	6.4 ft
10.0R	0.07 fc	26.0 ft	8.5 ft
12.5R	0.04 fc	32.5 ft	10.6 ft
15.0R	0.03 fc	38.9 ft	12.7 ft

Vert. Spread: 104.8°
Horiz. Spread: 46.0°

Louver (Flat-8")
Energy Star

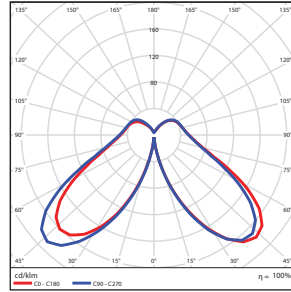


Illuminance at a Distance

Center Beam fc	Beam Width	Beam Width	
2.5R	0.81 fc	1.2 ft	5.1 ft
5.0R	0.20 fc	2.3 ft	10.3 ft
7.5R	0.09 fc	3.5 ft	15.4 ft
10.0R	0.05 fc	4.6 ft	20.6 ft
12.5R	0.03 fc	5.8 ft	25.7 ft
15.0R	0.02 fc	6.9 ft	30.9 ft

Vert. Spread: 25.9°
Horiz. Spread: 91.7°

Frosted Lens (Flat-8")
Energy Star

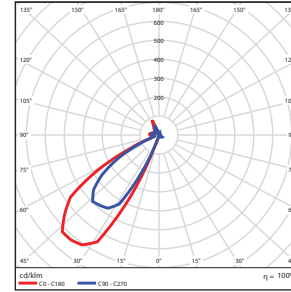


Illuminance at a Distance

Center Beam fc	Beam Width	Beam Width	
2.5R	0.72 fc	7.9 ft	9.9 ft
5.0R	0.18 fc	15.8 ft	19.7 ft
7.5R	0.08 fc	23.7 ft	29.6 ft
10.0R	0.05 fc	31.6 ft	39.5 ft
12.5R	0.03 fc	39.5 ft	49.4 ft
15.0R	0.02 fc	47.4 ft	59.2 ft

Vert. Spread: 115.3°
Horiz. Spread: 126.3°

Type 3 (Flat-8")
Energy Star

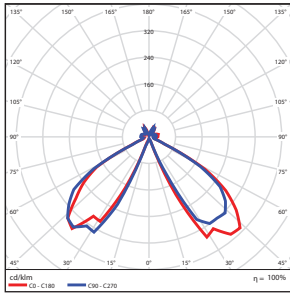


Illuminance at a Distance

Center Beam fc	Beam Width	Beam Width	
2.5R	0.68 fc	2.0 ft	5.5 ft
5.0R	0.17 fc	4.1 ft	10.9 ft
7.5R	0.08 fc	6.1 ft	16.4 ft
10.0R	0.04 fc	8.1 ft	21.9 ft
12.5R	0.03 fc	10.2 ft	27.4 ft
15.0R	0.02 fc	12.2 ft	32.8 ft

Vert. Spread: 44.2°
Horiz. Spread: 95.2°

Cone Reflector (Round -8")
DLC Standard

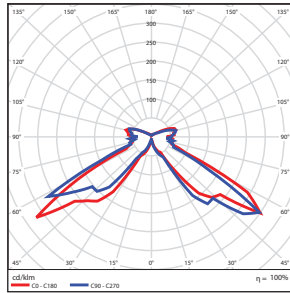


Illuminance at a Distance

Center Beam fc	Beam Width	Beam Width	
2.5R	1.65 fc	1.7 ft	5.8 ft
5.0R	0.41 fc	3.3 ft	11.6 ft
7.5R	0.18 fc	5.0 ft	17.4 ft
10.0R	0.10 fc	6.6 ft	23.2 ft
12.5R	0.07 fc	8.3 ft	29.0 ft
15.0R	0.05 fc	10.0 ft	34.8 ft

Vert. Spread: 36.8°
Horiz. Spread: 98.4°

Louver (Round-8")
Energy Star

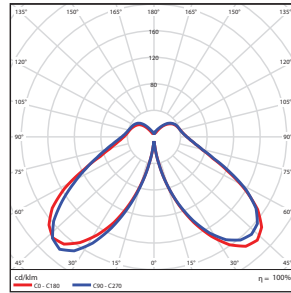


Illuminance at a Distance

Center Beam fc	Beam Width	Beam Width	
2.5R	1.27 fc	6.2 ft	5.8 ft
5.0R	0.32 fc	12.4 ft	11.7 ft
7.5R	0.14 fc	18.6 ft	17.5 ft
10.0R	0.08 fc	24.7 ft	23.4 ft
12.5R	0.05 fc	30.9 ft	29.2 ft
15.0R	0.04 fc	37.1 ft	35.0 ft

Vert. Spread: 102.1°
Horiz. Spread: 98.9°

Frosted Lens (Round-8")
Energy Star

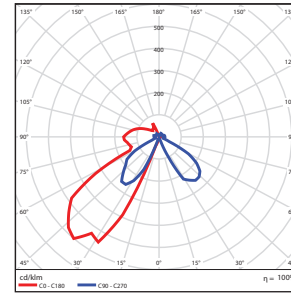


Illuminance at a Distance

Center Beam fc	Beam Width	Beam Width	
2.5R	1.54 fc	8.6 ft	10.2 ft
5.0R	0.39 fc	17.2 ft	20.4 ft
7.5R	0.17 fc	25.8 ft	30.6 ft
10.0R	0.10 fc	34.4 ft	40.8 ft
12.5R	0.06 fc	43.0 ft	50.9 ft
15.0R	0.04 fc	51.6 ft	61.1 ft

Vert. Spread: 119.7°
Horiz. Spread: 127.7°

Type 3 (Round-8")
Energy Star



Illuminance at a Distance

Center Beam fc	Beam Width	Beam Width	
2.5R	1.12 fc	1.7 ft	4.8 ft
5.0R	0.28 fc	3.5 ft	9.7 ft
7.5R	0.12 fc	5.2 ft	14.5 ft
10.0R	0.07 fc	7.0 ft	19.4 ft
12.5R	0.04 fc	8.7 ft	24.2 ft
15.0R	0.03 fc	10.5 ft	29.1 ft

Vert. Spread: 38.6°
Horiz. Spread: 88.2°

PACKAGE

Case Qty 1 pc

