




INDUSTRIAL AND COMMERCIAL
LIGHTING MFR SINCE 2003

PROJECT NAME _____
ITEM # _____
FIXTURE SCHEDULE _____
NOTES _____

LED RGB+W Beam Direct Series



WareLight's RGB+W linear architectural down light fixture can fulfill a number of lighting needs. It offers a sophisticated, on-trend look, energy efficiency, easy installation, and delivers years of reliable, maintenance-free operation. It is available in 4-foot and 8-foot lengths and black or white finishes. It can be surface, wall*, recessed*, and pendant mounted.

Specifications

CRI	>80	Ratings & Certifications	UL, cUL Listed for Damp Locations
Light Source	Integrated LED	Beam Angle	Wide
Dimmable	0-10v	Linkable	600 watt maximum
Color Temperature	Select 3500K - 4000K - 5000K	Mounting Options	Surface, Suspended, Wall*, Recess*
Wattage	White 40W-80W+RGBW	Operating Temperature	-20° C to 40° C (-4° F to 104° F)
LPW	110-120lm/w	Lumens	4400-9600lm
Voltage	120-277v	Lens	Polycarbonate Frosted
Finish	Black or White	Warranty	5 Years

*Hardware purchased separately.





INDUSTRIAL AND COMMERCIAL
LIGHTING MFR SINCE 2003

PROJECT NAME _____
ITEM # _____
FIXTURE SCHEDULE _____
NOTES _____

Order Information

RGBW Beam Direct Series				Example: BEAMLED8-80W-RGBW-DMV-BK	
Series	Length	Wattage	CCT	Voltage	Finish
BEAMLED	4 4 Foot	40W 40 Watt	RGBW 35K-40K-50K	DMV Universal Voltage (120-277) 0-10v dimming	BK Black
	8 8 Foot	80W 80 Watt			WH White

Performance Chart

Model Number	Size	Wattage	Lumens	Efficacy	CRI
beamled4-40w-rgbw-dmv-bk	4 FT	White 40W+RGB5W	4,400-4,800	110-120 LM/W	>80
beamled4-40w-rgbw-dmv-wh	4 FT	White 40W+RGB5W	4,400-4,800	110-120 LM/W	>80
beamled8-80w-rgbw-dmv-bk	8 FT	White 80W+RGB15W	8,800-9,600	110-120 LM/W	>80
beamled8-80w-rgbw-dmv-wh	8 FT	White 80W+RGB15W	8,800-9,600	110-120 LM/W	>80

Dimensions


Item	Length	Width	Height	Weight
beamled4-40w-rgbw-dmv-bk	47.32"	2.76"	3.35"	6.61 lbs.
beamled4-40w-rgbw-dmv-wh	47.32"	2.76"	3.35"	6.61 lbs.
beamled8-80w-rgbw-dmv-bk	94.17"	2.76"	3.35"	12.13 lbs.
beamled8-80w-rgbw-dmv-wh	94.17"	2.76"	3.35"	12.13 lbs.




INDUSTRIAL AND COMMERCIAL
LIGHTING MFR SINCE 2003

PROJECT NAME _____
ITEM # _____
FIXTURE SCHEDULE _____
NOTES _____

BEAMLED4



BEAMLED8



Mount Options

Suspended (Included)



Wall Mount Kit




Surface Mount Kit (Included)




Mud Flange Kit



Recessed Flange Kit





WS-NA0-02-08W

Bluetooth Smart 8 Button Panel



Product Overview

WS-NA0-02-08W is an AC powered BLE enabled wireless 8 button switch. Each button in this switch can be custom configured to control favorite luminaire, all luminaries, group, scene, scene animation from Lumos Controls mobile application. Considering the flexibility offered with multiple controls, WS-NA0-02-08W is a must have component to excel user experiences in the wireless environment.

It is a part of the Lumos Controls ecosystem, comprising controllers, sensors, switches, modules, drivers, gateways, and analytical dashboards.

The Lumos Controls ecosystem is listed by the Design Lights Consortium (DLC), qualifying it for energy conservation incentive programs and rebates by utility companies.

Features

- Universal AC powered switch
- Custom configuration of buttons from Lumos Controls mobile application
- 8 buttons for multiple functions
- BLE based wireless communication
- Over-the-Air firmware updates
- LED indications for commissioning and button press
- Compatible to designer style or standard off-the-shelf wall plates

Specifications

Electrical

Specifications	Value
Input voltage	110-277VAC
Frequency	47-63Hz

Environmental

Specifications	Value
Operating temperature	0 to 50°C (30 to 122°F)

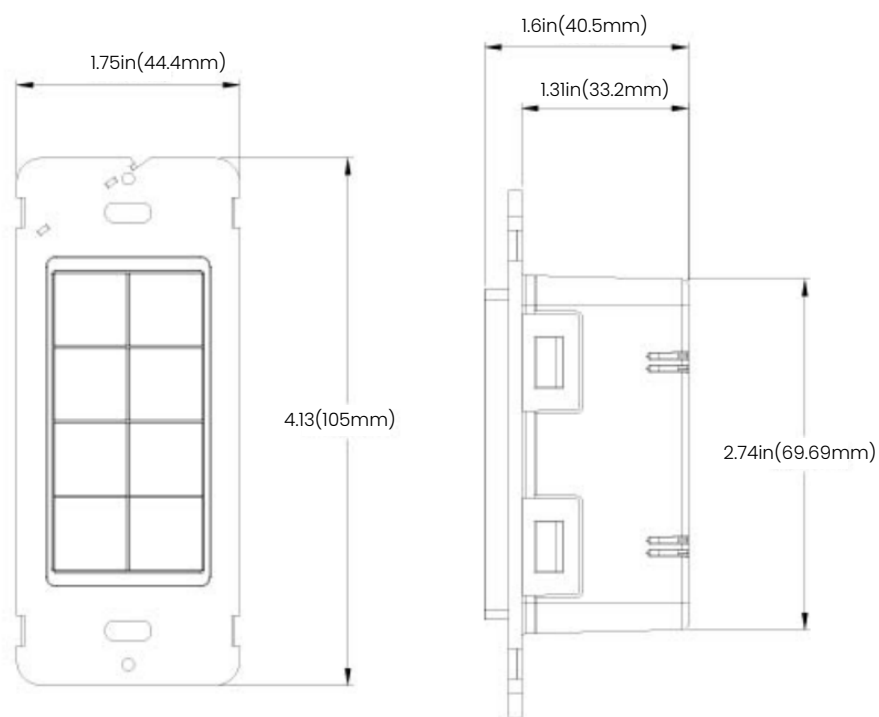
Bluetooth

Specifications	Value
Frequency range	2402-2480MHz
Transmit power	8dBm
Receive sensitivity	-95dBm

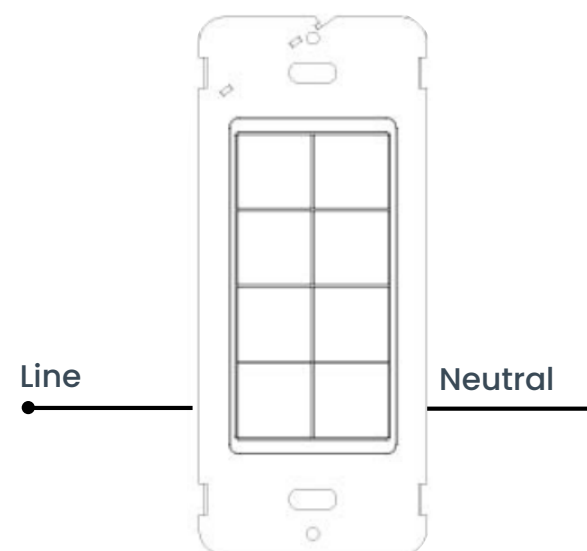
Mechanical

Specifications	Value	Remarks
Size	44.4 x 33.2 x 105mm (1.75 x 1.31 x 4.13in)	L x W x H
Available color	White	

Product Dimensions



Wiring

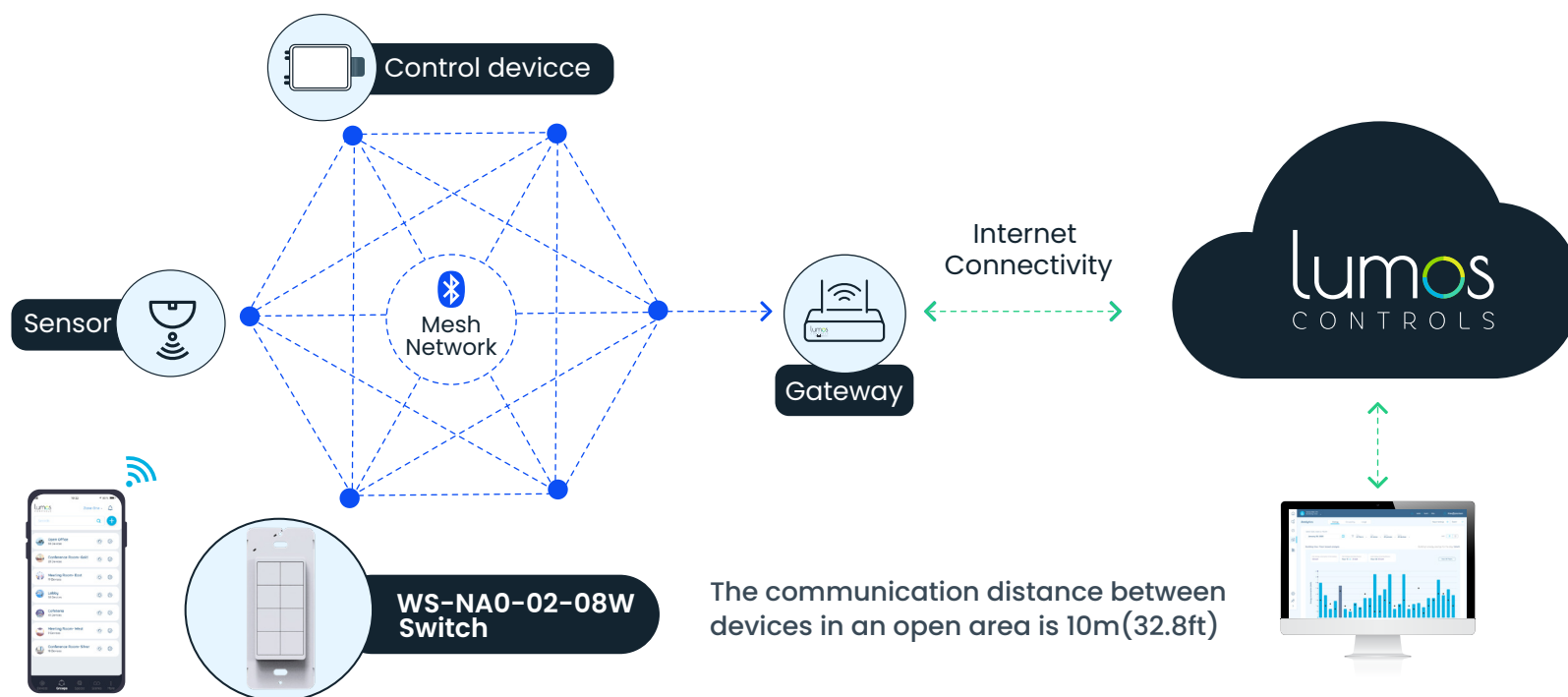


Switch Configurations

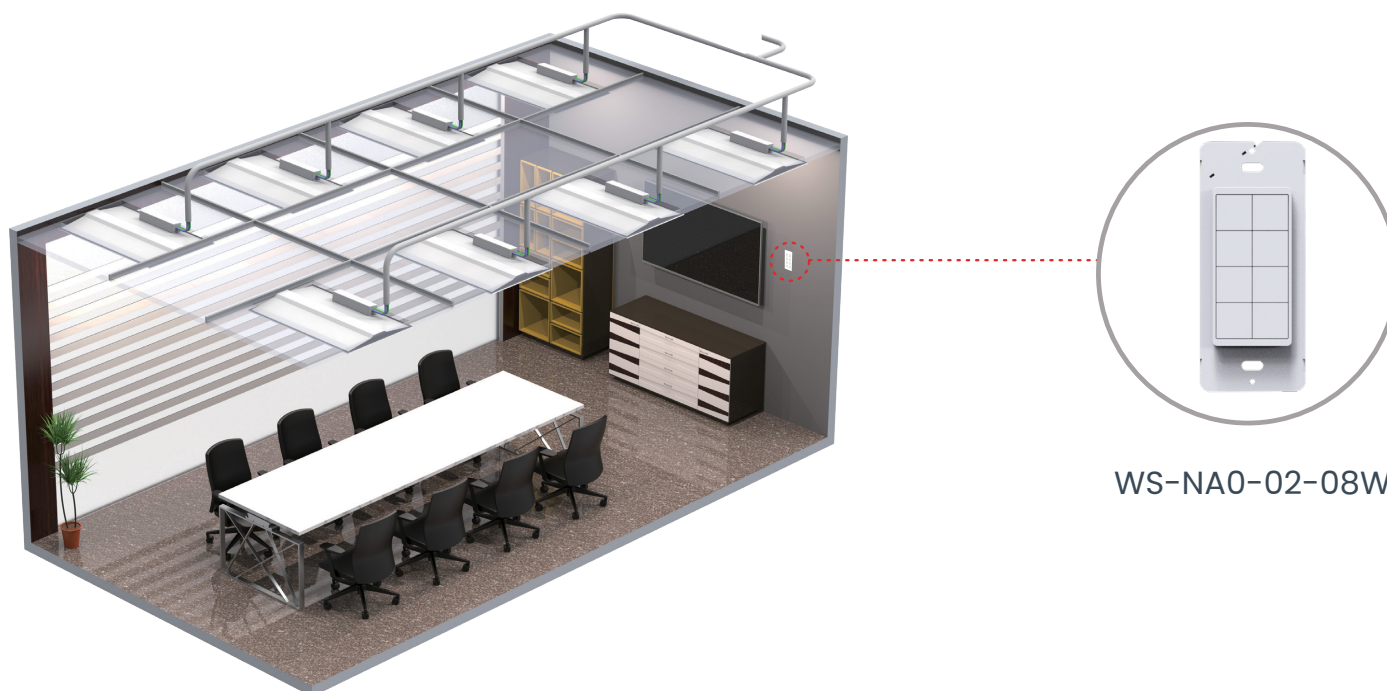
Each button of WS-NA0-02-08W can be custom configured by choosing a target and an action to control the selected target from Lumos Controls mobile application

Target	Actions
Favorite luminaire	ON, OFF, Intensity (up & down), CCT (up & down)
Group	ON, OFF, Intensity (up & down), CCT (up & down)
Scene	ON
Scene animation	Play, Stop, Pause, Next, Previous
No action	

Smart Ecosystem




Application



Available Plate Color

- A1 Dark Chocolate
- A2 Warm Caramel
- A3 Moon Rock
- A4 Silver Gray
- A5 Pebble Gray



Ordering Information

Product Code	Product Description	Communication
WS-NA0-02-08	Wireless AC-Powered 8 Button Switch	BLE5.0

Custom printing available

Contact sales for more information

sales@lumoscontrols.com



Printed device samples

The Bluetooth® word mark and logos are registered trademarks owned by Bluetooth SIG, Inc. and any use of such marks by WiSilica Inc. is under license. Other trademarks and trade names are those of their respective owners.



20321 Lake Forest Dr D6,
Lake Forest, CA 92630

www.lumoscontrols.com

+1 949-397-9330