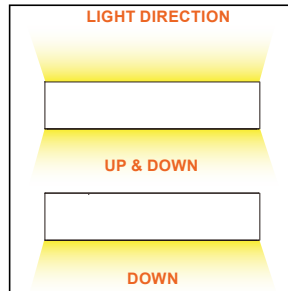





C-Line: Suspended Linear w/ Uplight

5-CCT + 3-Power Selectable



WATT	LUMENS	WATT	LUMENS	WATT	LUMENS
15	1,875	30	3,750	60	7,500
20	2,500	40	5,000	80	10,000
25	3,125	50	6,250	100	12,500

Detail Specifications:

- Finish: White or Black
- IP Rating: Damp Location
- Beam Angle: 110°
- Chip: SMD 2835, R9 >50, CRI >80
- Operating Temperature: -4° - 122° F
- Lens: Acrylic Frosted Lens Standard: efficiently emits the light through a high-quality acrylic lens, spreading it evenly and without causing glare
- Average life (L70) of 50,000 hours

Applications:

- Stairwell & Hallways
- Utility & Storage
- Garage Structures
- Office and Meeting Rooms
- Retail
- Commercial and Industrial

Product Information:

- Construction: aluminum housing with frosted lens
- Selectable Up Light: 20/15/10/0%
- 4-Way corner connector available (Does not emit light)
 - Does not require wiring, plug-and-play connectors
- Finished with corrosion free powder coating
- 6' power cord included on each fixture
- Select-n-Switch Technology: 5-CCT + 3-Power Selectable

Driver Options:

- Max Run: 600W off one power feed
- UNV: 100-277V, 0-10V Dimmable
- THD: <20% (+/-5% tolerance), PF >0.9, 50/60Hz
- 5-Power Selectable
- Flicker Free

Mounting & Installation:

- 5-wire 6' power cord is included
- 6' Canopy suspension kit (1 power feed) included
- Optional 4-way joiner available to link fixtures

Certifications:

- UL Listed for USA and CA
- Approved for CA T24
- 5 Year Limited Warranty
- FCC CFR 47, GCC Part 15, Subpart B:2017

Series	Length & Wattage	CCT	Finish
LED-UDL2 -		- 5CCT -	
Tubular	2FT-3P25	50/40/35	WH
Architectural	25/20/15W	30/27K	White
Linear	4FT-3P50		BL
	50/40/30W		Black
	8FT-3P100		
	100/80/60W		

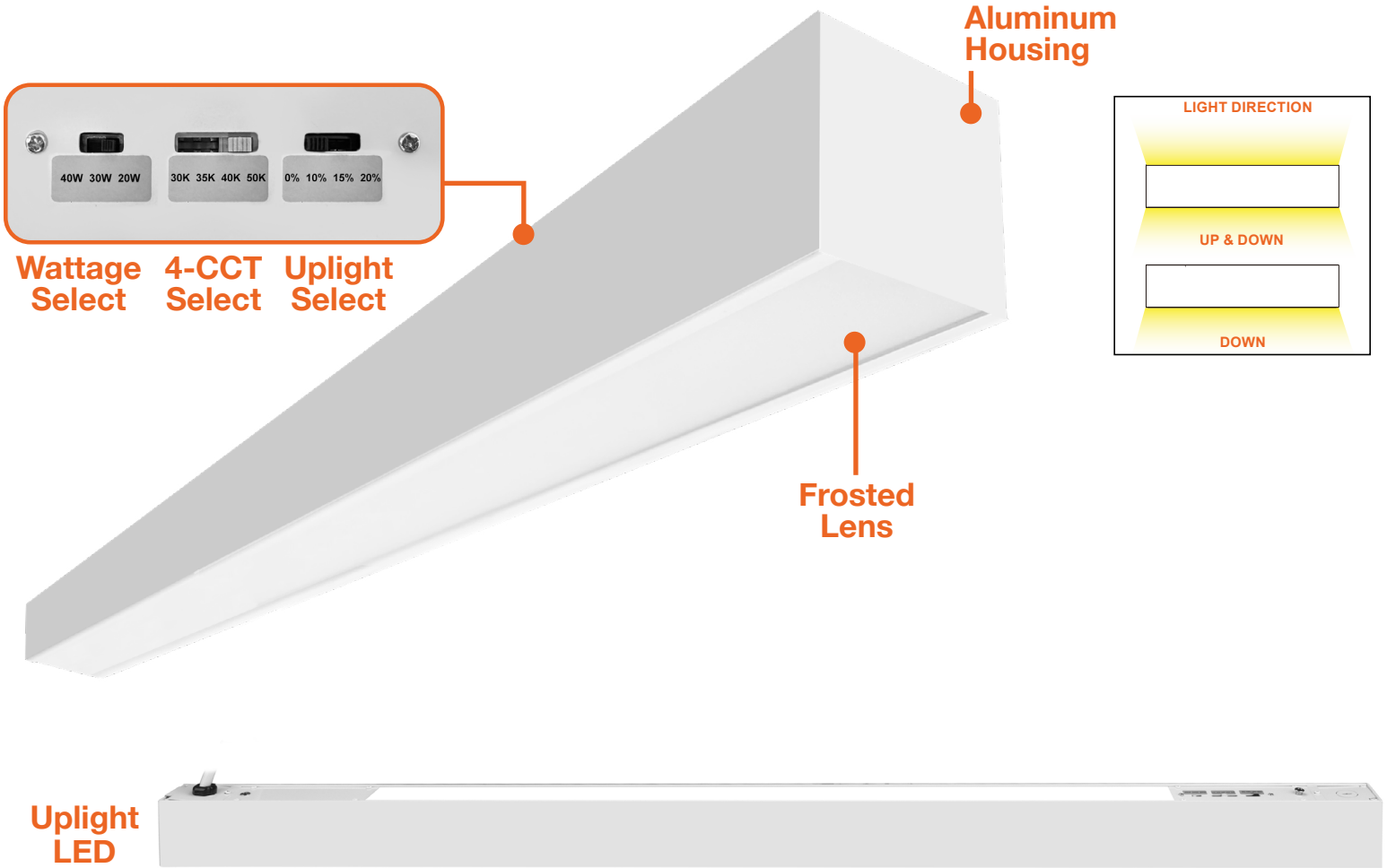
Optional Accessories (Order Separately)

Connector

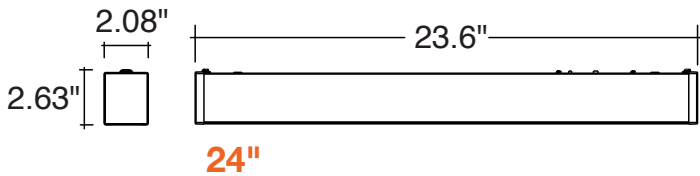
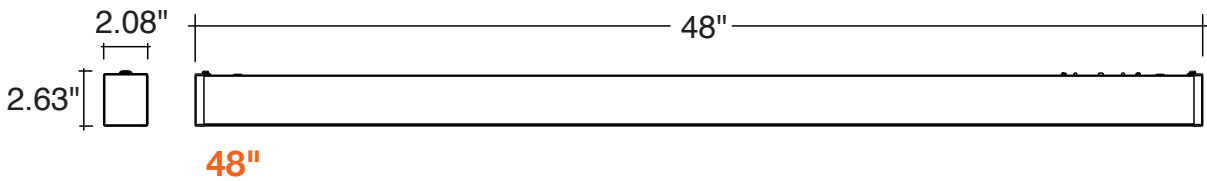
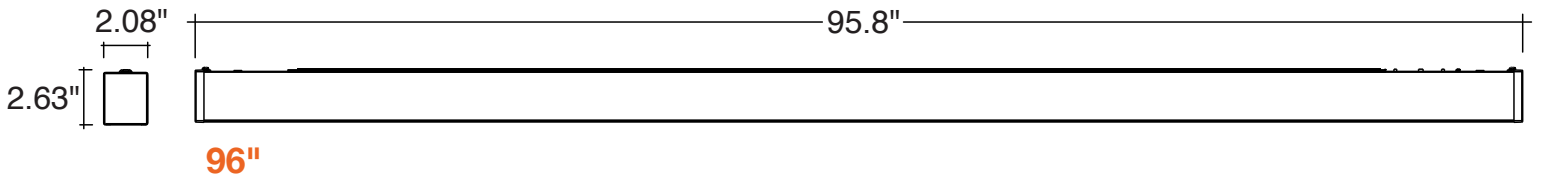
UDL-4XJ
4-Way Joiner

Specs and model numbers are subject to change with or without notice.

FEATURES



DIMENSIONS



C-Line: Suspended Linear w/ Uplight 5-CCT + 3-Power Selectable

Model	Voltage	Watts	Lumens	Color
LED-UDL2-2FT-3P25-5CCT-WH	120-277V	25/20/15w	125lm/w	50/40/35/30/27k
LED-UDL2-2FT-3P25-5CCT-BL	120-277V	25/20/15w	125lm/w	50/40/35/30/27k
LED-UDL2-4FT-3P50-5CCT-WH	120-277V	50/40/30w	125lm/w	50/40/35/30/27k
LED-UDL2-4FT-3P50-5CCT-BL	120-277V	50/40/30w	125lm/w	50/40/35/30/27k
LED-UDL2-8FT-3P100-5CCT-WH	120-277V	100/80/60w	125lm/w	50/40/35/30/27k
LED-UDL2-8FT-3P100-5CCT-BL	120-277V	100/80/60w	125lm/w	50/40/35/30/27k

JOINER

Accessory	Description
UDL-4XJ	4-Way Joiner

Specs and model numbers are subject to change with or without notice.