

# Backlite-Line: LED Panels

## 4-CCT & 3-Power Selectable



2X4



2X2



1X4

### Detail Specifications:

- Finish: White, Custom finishes available
- IP Rating: Damp Location (IP44)
- Beam Angle: 110°
- Chip: SMD 2835, R9 >50, CRI >80
- 3 Step MacAdam Ellipses
- Operating Temperature: -40° - 114° F
- Lens: Frosted, non-yellowing
- Average life (L70) of 50,000 hours

### Applications:

- General Indoor Lighting
- Utility & Storage
- Garage Structures
- Office and Meeting Rooms
- Education, Healthcare, Retail, Hospitality
- Commercial and Industrial

### Product Information:

- Aluminum housing finished with corrosion free power coat
- Even light distribution
- Lightweight for easier installation
- 4-CCT & 3-Power Selectable

### Driver Options:

- UNV: 120-277V 0-10V Dimmable
- Optional 347-480V step down transformer available
- THD: <15% (+/-5% tolerance), PF >0.9, 50/60Hz
- Isolated Driver
- Flicker Free

### Mounting & Installations:

- Lay-in ceilings for 5/8" and 3/8" ceiling widths
- Built-in earthquake clips
- Optional 9' suspension kit available
- Optional surface mount, drywall kit available
- Use surface mount and suspension kit for an aesthetically pleasing design

### Certifications:

- UL Listed for USA and CA
- DLC Listed
- Approved for CA T24
- 5 Year Limited Warranty
- FCC CFR 47, GCC Part 15, Subpart B:2017

Series	Sensor	Emergency	Driver <sup>1</sup>	Whip
<b>LED-BPL-2X2-3M40-4CCT</b> 20/30/40W • 2,200/3,300/4,400lm 120-277V	(blank) No Sensor <b>BMS</b>	(blank) No Emergency <b>EMB</b>	(blank) 120-277V <b>HV<sup>1</sup></b>	(blank) No Whip <b>-6FLX</b>
<b>LED-BPL-2X4-3M50-4CCT</b> 30/40/50W • 3,300/4,400/5,500lm 120-277V	Bi-Level Motion + Daylight Sensor (HD407VC-R)	Emergency Backup	347-480V Stepdown	6' Flex
<b>LED-BPL-1X4-3M40-4CCT</b> 20/30/40W • 2,200/3,300/4,400lm 120-277V				


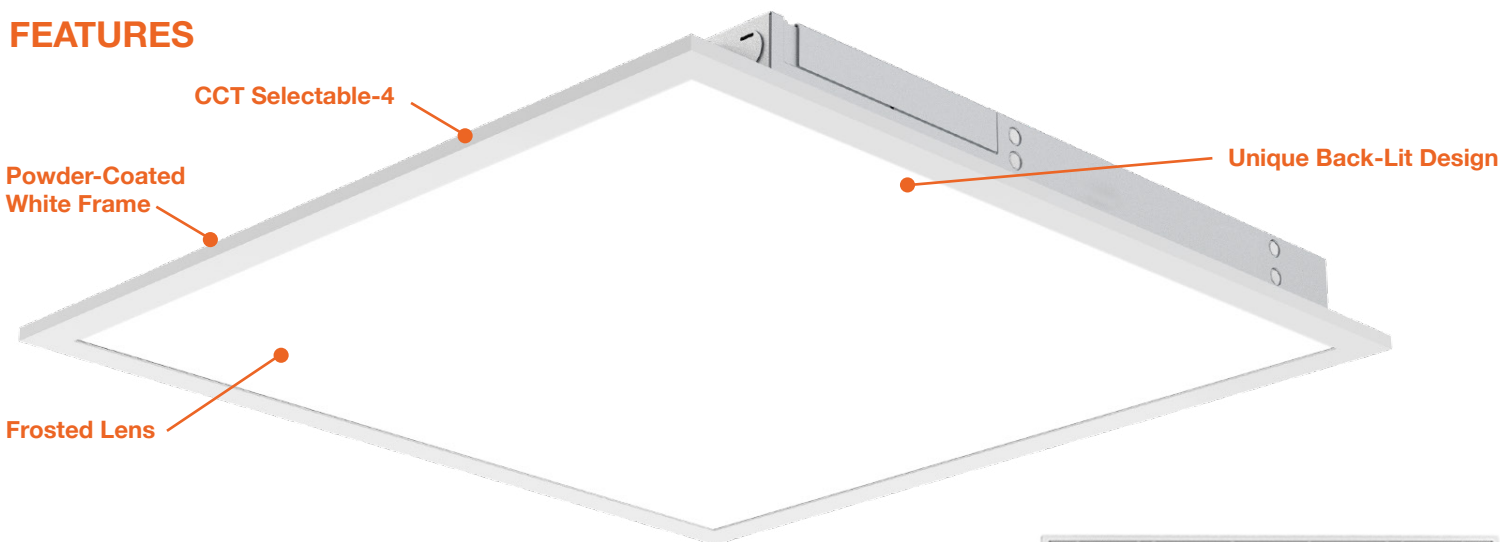
1. HV: High voltage is made to order.

Optional Accessories (Order Separately)		
Suspension Kits	Surface Mount Kits <sup>1</sup>	Drywall Kits
<b>SK-9FT-ADJ-2</b> 9' Suspension Kit	<b>2X2-SM-3"</b> 3" Height	<b>LED-PNL-2X2-FLNG</b> Drywall Kit
<b>CK-6FT-V</b> 6' Chain Hanging Kit	<b>2X4-SM-3"</b> 3" Height	<b>LED-PNL-2X4-FLNG</b> Drywall Kit
<b>LED-PNL-2X4-SK</b> 3.5' Suspension Kit, Works for All Sizes	<b>1X4-SM-3"</b> 3" Height	<b>LED-PNL-1X4-FLNG</b> Drywall Kit

1. Custom height options available. Contact us.


Specs and model numbers are subject to change with or without notice. Customization of product is available.

**FEATURES**

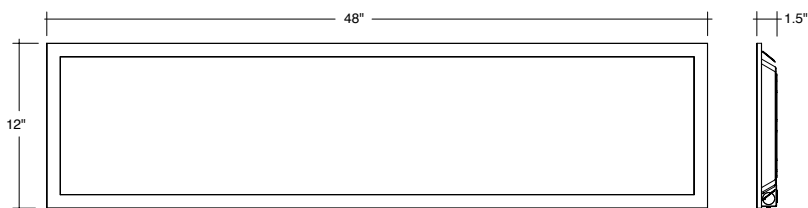


**Sticky Slim Test Button**  
 Test button will be pre-installed to the flange of the fixture. No need for external junction box for test switch


**Works for Drop Ceiling Flange, Surface Mount Application**




**DIMENSIONS**



**1X4**



**2X2**

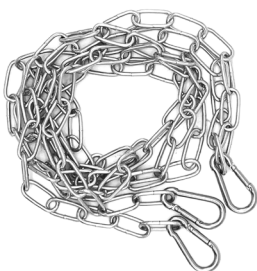


**2X4**

**ACCESSORIES**



**SK-9FT-ADJ-2**  
**LED-PNL-2X4-SK**



**CK-6FT-V**


Model	Voltage	Watts	Lumens	Color	CRI
LED-BPL-2x2-3M40-4CCT	120/277V	20/30/40w	2200/3300/4400	30/40/50k	>80
LED-BPL-2x4-3M50-4CCT	120/277V	30/40/50w	3300/4400/5500	30/35/40/50k	>80
LED-BPL-1x4-3M40-4CCT	120/277V	20/30/40w	2200/3300/4400	30/35/40/50k	>80

**SUSPENSION KITS**

Accessory	Description
SK-9FT-ADJ-2	9' Suspension Kit
CK-6FT-V	6' Chain Hanging Kit
LED-PNL-2X4-SK	3.5' Suspension Kit, works for all sizes

**SURFACE MOUNT KITS**

Accessory	Description
2X2-SM-3"	2X2 Surface Mount Kit 3" Height for all Panels and Troffers
2X4-SM-3"	2X4 Surface Mount Kit 3" Height for all Panels and Troffers
1x4-SM-3"	1X4 Surface Mount Kit 3" Height for all Panels and Troffers



**DRYWALL KITS**

Accessory	Description
LED-PNL-2X2-FLNG	Flange (Drywall) Kit for Panels for all 2X2 Fixtures
LED-PNL-2X4-FLNG	Flange (Drywall) Kit for Panels for all 2X4 Fixtures
LED-PNL-1X4-FLNG	Flange (Drywall) Kit for Panels for all 1X4 Fixtures

