



Texas Fluorescents  
Reinvented

CATALOG#: \_\_\_\_\_  
PROJECT: \_\_\_\_\_  
TYPE: \_\_\_\_\_



# Series 131

## LED Lensed Troffer, Grid Mount

Specification grade, low profile troffer meets an almost limitless range of applications where energy efficiency, high light output, durable construction and unobtrusive styling is desired. Troffer is ideal for all commercial and industrial buildings requiring general illumination with recessed configurations. LED version is ideal where maintenance, energy savings and color rendering are particularly crucial. 131 series is Type IC recess mounted luminaires for dry and damp locations. They are for use in non-hazardous locations and are intended for installation in accordance with National and Local Codes.

### CONSTRUCTION

Housing is die-formed and embossed code 22 gage steel. Finish is high reflectance baked white enamel. Wiring knockouts are provided on back and end of housing. Driver cover or reflector snaps into place; no tools required for ballast access. Lens is held with a hinged steel door frame; frame hinges downward on either side and is held closed by two positive cam latched.

### TYPICAL OPTIONS & ACCESSORIES

Emergency battery backup, cord sets, whips, wire guards. Contact factory for additional options.

### MOUNTING

An access plate is furnished with each recessed fixture for fast wiring connections without necessity to pen the fixture or wireway. Designed for recessed installation in standard inverted tee grid ceiling, recessed installation in hard ceilings with FIK kits (sold separately), surface mount available with shroud kit (sold as complete item).

### DIMENSIONS

- 1x4 - 48.00"L x 11.75"W x 4.00"Dp
- 2x2 - 24.00"L x 23.75"W x 4.00"Dp
- 2x4 - 48.00"L x 23.75"W x 4.00"Dp

### FEATURES & BENEFITS

- Post painted powder coat finish
- Shallow, low profile design. No external fasteners.
- Clear 0.10 thick acrylic lens is standard; many options available.
- Direct surface mount
- Fully enclosed spring loaded cam latches allow years of hassle free maintenance.
- Heavy gauge welded end plates and housing ensure durable, rigid construction.
- Fully gasketed door minimizes contaminants.
- >50,000 hrs of L70 LED life
- CRI >80
- 0-10 Volt dimmable 120-277V
- Power Factor 0.99
- 5 year warranty.





Texas Fluorescents  
Reinvented

CATALOG#: \_\_\_\_\_

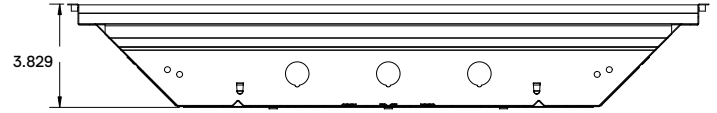
PROJECT: \_\_\_\_\_

TYPE: \_\_\_\_\_

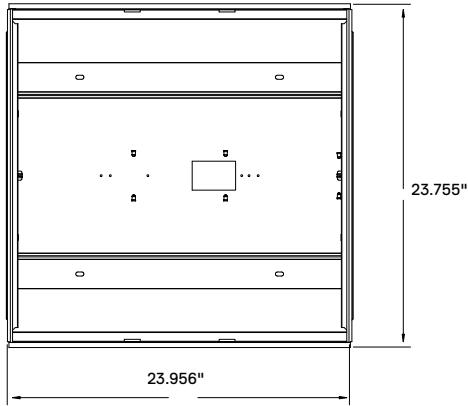
# Series 131

LED Lensed Troffer, Grid Mount

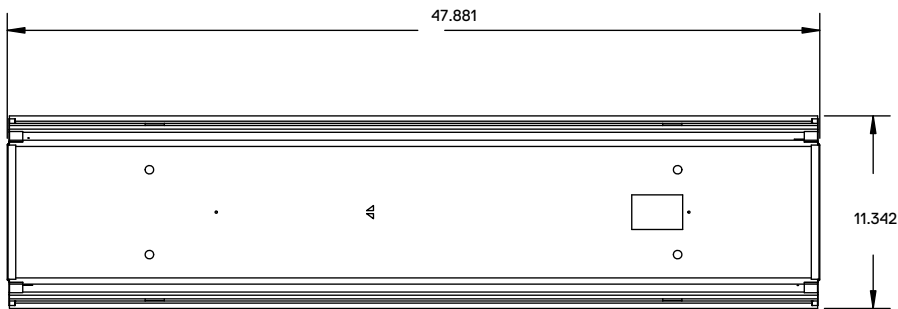
## DRAWINGS & IMAGES



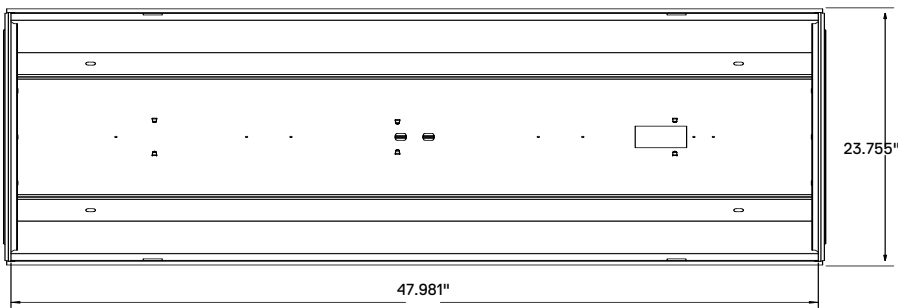
**2x2**



**1x4**



**2x4**





Texas Fluorescents  
Reinvented

CATALOG#: \_\_\_\_\_  
PROJECT: \_\_\_\_\_  
TYPE: \_\_\_\_\_

# Series 131

LED Lensed Troffer, Grid Mount

## PRODUCT NUMBERS

### 2 X 2 Standard

SERIES		LENGTH	WATTAGE & LUMENS	DRIVER	COLOR	
131	A	22L 2x2	J24W2700L	DMV 0-10V Dimming G120 Triac/ELV Dimming at 120V only	30K 3000K 35K 3500K 40K 4000K 50K 5000K	
			24 Watts 2700 Lumens			
	A125		J28W3200L			28 Watts 3200 Lumens
	MW		J35W3900L			35 Watts 3900 Lumens
	SP1		J40W4500L			40 Watts 4500 Lumens
	SP4					* *
	SP2					
PLA						

### 1 X 4 Standard

SERIES		LENGTH	WATTAGE & LUMENS	DRIVER	COLOR	
131	A	14L 1x4	J28W3500L	DMV 0-10V Dimming G120 Triac/ELV Dimming at 120V only	30K 3000K 35K 3500K 40K 4000K 50K 5000K	
			28 Watts 3500 Lumens			
	A125		J35W4300L			35 Watts 4300 Lumens
	MW		J40W4900L			40 Watts 4900 Lumens
	SP1		J48W5800L			48 Watts 5800 Lumens
	SP4		J57W6600L			57 Watts 6600 Lumens
	SP2					* *
PLA						

### 2 X 4 Standard

SERIES		LENGTH	WATTAGE & LUMENS	DRIVER	COLOR	
131	A	24L 2x4	J28W3800L	DMV 0-10V Dimming G120 Triac/ELV Dimming at 120V only	30K 3000K 35K 3500K 40K 4000K 50K 5000K	
			28 Watts 3800 Lumens			
	A125		J35W4600L			35 Watts 4600 Lumens
	MW		J40W5300L			40 Watts 5300 Lumens
	SP1		J48W6300L			48 Watts 6300 Lumens
	SP4		J57W7100L			57 Watts 7100 Lumens
	SP2					* *
PLA						

Note:

\*Programmable LED drivers allow custom configured wattages and corresponding lumens.

We reserve the right to change design, materials, LED's and finish in any way that will not alter installed appearance or reduce function and performance.

## DLC Listed

ITEM NUMBER
-------------

- 131A22LF20W2300LDMV30K
- 131A22LF20W2300LDMV35K
- 131A22LF20W2300LDMV40K
- 131A22LF20W2300LDMV50K
- 131A22LF24W2600LDMV30K
- 131A22LF24W2600LDMV35K
- 131A22LF24W2600LDMV40K
- 131A22LF24W2600LDMV50K
- 131A22LF28W3000LDMV30K
- 131A22LF28W3000LDMV35K
- 131A22LF28W3000LDMV40K
- 131A22LF28W3000LDMV50K
- 131A22LF35W3600LDMV30K
- 131A22LF35W3600LDMV35K
- 131A22LF35W3600LDMV40K
- 131A22LF35W3600LDMV50K
- 131A22LF45W4500LDMV30K
- 131A22LF45W4500LDMV35K
- 131A22LF45W4500LDMV40K
- 131A22LF45W4500LDMV50K
- 131A22LJ24W2700LDMV30K
- 131A22LJ24W2700LDMV35K
- 131A22LJ24W2700LDMV40K
- 131A22LJ24W2700LDMV50K
- 131A22LJ28W3200LDMV30K
- 131A22LJ28W3200LDMV35K
- 131A22LJ28W3200LDMV40K
- 131A22LJ28W3200LDMV50K
- 131A22LJ35W3900LDMV30K
- 131A22LJ35W3900LDMV35K
- 131A22LJ35W3900LDMV40K
- 131A22LJ35W3900LDMV50K
- 131A22LJ40W4500LDMV30K
- 131A22LJ40W4500LDMV35K
- 131A22LJ40W4500LDMV40K
- 131A22LJ40W4500LDMV50K
- 131A22LV22W2550LDMV30K
- 131A22LV22W2550LDMV35K
- 131A22LV22W2550LDMV40K
- 131A22LV22W2550LDMV50K

ITEM NUMBER
-------------

- 131A14LF22W2800LDMV30K
- 131A14LF22W2800LDMV35K
- 131A14LF22W2800LDMV40K
- 131A14LF22W2800LDMV50K
- 131A14LF30W3600LDMV30K
- 131A14LF30W3600LDMV35K
- 131A14LF30W3600LDMV40K
- 131A14LF30W3600LDMV50K
- 131A14LF35W4100LDMV30K
- 131A14LF35W4100LDMV35K
- 131A14LF35W4100LDMV40K
- 131A14LF35W4100LDMV50K
- 131A14LF40W4600LDMV30K
- 131A14LF40W4600LDMV35K
- 131A14LF40W4600LDMV40K
- 131A14LF40W4600LDMV50K
- 131A14LF48W5400LDMV30K
- 131A14LF48W5400LDMV35K
- 131A14LF48W5400LDMV40K
- 131A14LF48W5400LDMV50K
- 131A14LF57W6400LDMV30K
- 131A14LF57W6400LDMV35K
- 131A14LF57W6400LDMV40K
- 131A14LF57W6400LDMV50K
- 131A14LJ28W3500LDMV30K
- 131A14LJ28W3500LDMV35K
- 131A14LJ28W3500LDMV40K
- 131A14LJ28W3500LDMV50K
- 131A14LJ35W4300LDMV30K
- 131A14LJ35W4300LDMV35K
- 131A14LJ35W4300LDMV40K
- 131A14LJ35W4300LDMV50K
- 131A14LJ40W4900LDMV30K
- 131A14LJ40W4900LDMV35K
- 131A14LJ40W4900LDMV40K
- 131A14LJ40W4900LDMV50K
- 131A14LJ48W5800LDMV30K
- 131A14LJ48W5800LDMV35K
- 131A14LJ48W5800LDMV40K
- 131A14LJ48W5800LDMV50K
- 131A14LJ57W6600LDMV30K
- 131A14LJ57W6600LDMV35K
- 131A14LJ57W6600LDMV40K
- 131A14LJ57W6600LDMV50K
- 131A14LV37W4350LDMV30K
- 131A14LV37W4350LDMV35K
- 131A14LV37W4350LDMV40K
- 131A14LV37W4350LDMV50K

ITEM NUMBER
-------------

- 131A24LF35W3650LDMV30K
- 131A24LF35W3650LDMV35K
- 131A24LF35W3650LDMV40K
- 131A24LF35W3650LDMV50K
- 131A24LF45W5500LDMV30K
- 131A24LF45W5500LDMV35K
- 131A24LF45W5500LDMV40K
- 131A24LF45W5500LDMV50K
- 131A24LF48W4800LDMV30K
- 131A24LF48W4800LDMV35K
- 131A24LF48W4800LDMV40K
- 131A24LF48W4800LDMV50K
- 131A24LF56W6050LDMV30K
- 131A24LF56W6050LDMV35K
- 131A24LF56W6050LDMV40K
- 131A24LF56W6050LDMV50K
- 131A24LJ28W3800LDMV30K
- 131A24LJ28W3800LDMV35K
- 131A24LJ28W3800LDMV40K
- 131A24LJ28W3800LDMV50K
- 131A24LJ35W4600LDMV30K
- 131A24LJ35W4600LDMV35K
- 131A24LJ35W4600LDMV40K
- 131A24LJ35W4600LDMV50K
- 131A24LJ40W5300LDMV30K
- 131A24LJ40W5300LDMV35K
- 131A24LJ40W5300LDMV40K
- 131A24LJ40W5300LDMV50K
- 131A24LJ48W6300LDMV30K
- 131A24LJ48W6300LDMV35K
- 131A24LJ48W6300LDMV40K
- 131A24LJ48W6300LDMV50K
- 131A24LJ57W7100LDMV30K
- 131A24LJ57W7100LDMV35K
- 131A24LJ57W7100LDMV40K
- 131A24LJ57W7100LDMV50K
- 131A24LV37W4750LDMV30K
- 131A24LV37W4750LDMV35K
- 131A24LV37W4750LDMV40K
- 131A24LV37W4750LDMV50K

