



KITCHEN DESIGN





For 30 years, Grand Banks has been helping homeowners and contractors find the right options to make the project of their dreams come true. The world of building products can be overwhelming, but our mission is to help you get the products you need for any project. Our Product Experts and Kitchen Cabinet Design Team will help guide you to the best choices for your home.

Good design takes time and we will be with you through the whole process. From the first quote through the finished project, we are by your side. We thoroughly vet all of our vendors and do not sell anything we would not be comfortable putting in our own homes.



Cabinetry Basics

New cabinets are a crucial component of any kitchen & home design. The right cabinets can help set the tone and provide the storage you need. With a full selection of cabinetry, we have something for every style.

We offer three levels of cabinetry to suite the needs of any kitchen. Our Custom Cabinets are top of the line. They are handcrafted, unique, and built to fit perfectly in any space. Custom cabinets are design intensive and requires a lead time of 8-10 weeks. Semi-Custom Cabinets offer a quality product with a built-in feel but reduce the lead time down to 4-6 weeks. For a convenient, quick (1-2 weeks) and affordable kitchen, we offer a selection of Standard Cabinets.

Standard

- 1/2" Plywood Construction
- Standard Sizing
- 1-2 Week Lead Time
- 4 Finishes, 4 Door Styles

Semi-Custom

- 3/4" Plywood Construction
- Sizing can be modified
- 4-6 Week Lead Time
- Many finishes + door styles

Custom

- 3/4" Plywood Construction
- Cabinets can be modified in shape + size
- 8-10 Weeks Lead Time
- Many finishes + door styles
- Handcrafted



12 X 10 Kitchen Layout With Island



Please keep in mind that this kitchen is designed and priced with standard sized cabinetry only. **Pricing does not include countertops, hardware or appliances. With modifications, individual cabinets can quickly double in price and more.**

Pricing Includes:

5 Base Cabinets (Standard top drawer and door)

1 Sink Base

1 Corner Base Cabinet w/Lazy Susan

6 Wall Cabinets

1 Corner Wall Cabinet

9 Finished Ends

Stock Cabinets: \$4,000 - \$7,000

Semi-Custom Cabinets: \$7,000 - \$18,000

Custom Cabinets: \$18,000 +

7 Crafts Rd. Gloucester, MA 01930



Standard Cabinets

These are prices for cabinets **ONLY**. They do not include any finishes or hardware.

Pricing on individual cabinets will vary.



Standard Base
18" X 34-1/2" X 24"

Stock: \$253
Semi-Custom: \$424
Custom: \$1151



Standard Wall
18" X 30" X 12"

Stock: \$195
Semi-Custom: \$298
Custom: \$725



Standard Tall
18" X 84" X 24"

Stock: \$722
Semi-Custom: \$914
Custom: \$2605



**Standard Vanity
w/Drawers**
30" X 32" X 21"

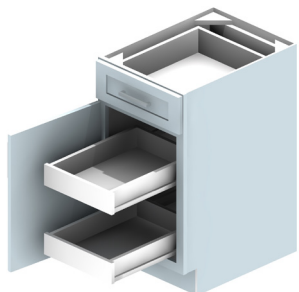
Stock: \$410
Semi-Custom: \$597
Custom: \$2252



3 Drawer Base
18" x 24" x 34-1/2"


Stock: \$345
Semi Custom: \$583
Custom: \$1908

Cabinets with Accessories




**Standard Base
w/Roll Out Trays**
18" x 24" x 34-1/2"

Stock: \$313
Semi Custom: \$656
Custom: \$1779




Tray Divider Cabinet
18" x 24" x 34-1/2"

Stock: Not Available
Semi Custom: \$488
Custom: \$1687



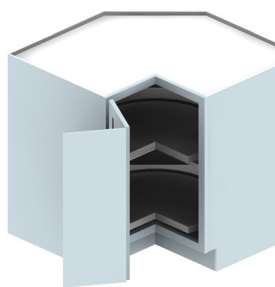
Wastebasket Base
18" x 24" x 34-1/2"

Stock: \$617
Semi Custom: \$718
Custom: \$1862



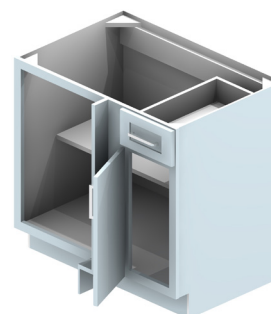
Spice Rack
6" x 24" x 34-1/2"

Stock: \$375
Semi Custom: \$577
Custom: \$2024



Square Corner Susan
36" x 24" x 34-1/2"

Stock: \$657
Semi Custom: \$1105
Custom: \$2943



Blind Corner Cabinet
36" x 24" x 34-1/2"

Stock: \$362
Semi Stock: \$459
Custom: \$1714

6 Countertops

In our everyday lives, we put our countertops through a lot and we ask a lot in return. Choosing the right material can help increase the value of your home, the lifetime of your kitchen and anchor the style for other pieces in the room. Maintenance requirements, price and color options are just a few of the variables you have to choose from.

Another consideration is patina. Patina is the changing nature of your counters over time as they accumulate scratches, etches and nicks. This can add a lot of character to a piece, some people like that idea and others do not. For this reason personal preference will play an important role in your kitchen design. Knowing what the options are and what different materials have to offer can help you make the right choice for your home.

GRANITE



Pros

- Heat & Scratch resistant
- Non-porous when properly sealed
- Unique slabs
- Wide variety of colors and patterns
- Natural material

Cons

- Heavy stone, can be difficult to install
 - Can be expensive
 - Exotic slabs
 - Patterns can be inconsistent from slab to slab
-

SOAPSTONE




Pros

- Non-porous stone means no staining or bacterial growth
- Little to no maintenance
- Softer feel than other solid stone surfaces
- Natural material

Cons

- Available only in varying shades of gray
 - Quarried in smaller slabs, which could result in more seams in your counters
 - Easily scratched and nicked
-

MARBLE



Pros

- Natural material
- Each piece is unique
- Available in a range of colors and veining
- Heat resistant

Cons

- Porous material susceptible to staining
- Scratching, etching
- Requires ongoing maintenance
- Can be expensive

BUTCHERBLOCK



Pros

- Soft material that's easy on glassware and dishes
- A durable choice when properly maintained
- Repairable: Nicks and burns can be lightly sanded and the surface re-oiled
- Wood has natural antibacterial properties

Cons

- Not heat or stain resistant
- Wood can swell and shrink depending on humidity, which may lead to cracking
- Excessive wetness may cause rot and discoloration
- Some maintenance is required

QUARTZ



Pros

- Consistent in color and texture
- Stain, scratch, and acid-abrasion resistant
- No sealing required
- Won't chip and or crack
- Resistant to bacteria growth, nonporous

Cons

- Lacks variations in patterning and veining
- Visible seams
- Not as heat resistant as stone; coasters are a must
- Not recommended for outdoor use

STAINLESS



Pros

- Heat resistant—place hot pots right on the counter
- Hygienic & easy to clean
- Non-porous, won't harbor bacteria
- Practically indestructible, won't stain or rust

Cons

- Can dent & scratch, particularly the lower gauges
- Fingerprints are easy to spot, though they come off easily.
- Expensive, unless prefabricated

LAMINATE



Pros

- Affordable
- Easy to clean
- Non-porous
- Endless styles to choose from
- Many colors & patterns

Cons

- Not durable
- Can scratch or crack easily
- Not heat resistant

Hardware

When deciding on your cabinetry hardware, it's about personal preference and budget. It's typically one of the last choices you make after the kitchen is designed & ordered. Lead time for hardware can vary from 2-10 business days, or longer for custom orders. Two important choices are:

1. Knob or handle?

Knobs are typically found on cabinet doors, while handles or pulls are more often found on drawers. However, there are no rules.

2. Finish & Material

You can choose from a variety of materials and styles. Some common finishes are shown here, however there are certainly more depending on the style and brand you choose.



You can browse inspiration galleries online or visit our showroom. Once you have found what you like, we can provide you with a few different options for that style. These options can vary depending on budget, brand and product.





Budget

It's important to approach the project with realistic expectations. Knowing your budget will help this process go smoothly. Clear communication can help us find the right products for your needs. Like any renovation process, surprises are almost certain to appear. Reserving 15-20% of your budget for the unexpected helps keep things on track when surprises do come up.

Designing your home or kitchen is a process. There are first drafts and second drafts and sometimes more. Many factors are involved and it takes time to get the kitchen just right.

**Good
Design
Takes
Time**





Ready to start your new project?

Your first step is to schedule an appointment with our designer.

Call us at 978-281-2421 or email team@grandbanksbp.com

If you don't have a contractor, please let us know. We have a network of recommended builders we would happily connect you to.

Keep in mind that this is a process. Getting the kitchen of your dreams requires time and patience. It's important to choose a contractor that you get along with, because they are going to be in and around your home for the duration of your project. Choosing a contractor that you can communicate with helps the process go smoothly.

1. First Meeting

At the first meeting, we will learn as much about your project as possible. Measurements, budget and layout are the primary topics of this meeting.

Come in with some inspiration and ideas of what you want your space to be. Please bring any photos, dimensions or appliance measurements you may have.

Together we will schedule a second meeting. This meeting will take place approximately one week after the first.

2. Drafts + Revisions

At the second meeting, we will present you with the first draft of your project. We will go over the plan with you. Remember, this is YOUR kitchen. We can design it, but our job is to make sure you are happy with the results.

If you see something you don't like or want to change, please let us know. This is the time for changes and revisions to get the design just right. Making changes later in the process can be costly, in both time and money.

At this point in the process, we will have finalized materials and finishes. Expected timelines and lead times can be estimated. We will not be able to confirm these dates until after we have placed the order.





3. Final Stage

At the final meeting, you will be presented with the quote and asked to sign off on the plan. After this is done, you can no longer make changes to your project.

Once we place the order, it takes 1-2 business days to receive an acknowledgement. We will review this acknowledgement one final time to make sure all the specifications for your order are exact.

After we sign the acknowledgement and return it to the manufacturer, we will confirm lead time and expected delivery date with you.

4. Delivery

Once we receive the cabinets, we will coordinate a delivery time with your contractor. Along with the cabinets, you will receive an installation packet.

We stand with you through the completion of your project. If you have any questions or concerns after the installation, please don't hesitate to call or schedule a site visit. Our first priority is you and your project.

Notes

Cabinetry

Countertop

Hardware

Backsplash

Lighting

Flooring

Other

Kitchen Inventory

When planning your kitchen, it is often helpful to take into account what you have. Make sure you create space for all of your dishes, utensils, appliances, ingredients and other items, so you can design and set up your kitchen exactly how you like it. All kitchens are different. Below is a general kitchen inventory you can use as a basic guideline to start with.

Appliances	Cooking	Food	Storage
Dishwasher Stove Refrigerator Food Processor Mixer Kettle Coffee Maker Toaster Microwave Blender	Silverware Cooking Utensils Pots + Pans Sheet Trays Mixing Bowls Measuring Cups Dishes Cups + Mugs Serving Dishes Knives Cutting Boards Drying Racks Paper Towels Oven Mitts Dish Towels	Flour, Sugar + Spices Oil + Vinegar Cereal + Grains Canned Goods Fruit Snacks	Tupperware Aluminum Foil Plastic Wrap Plastic Bags

Notes





www.grandbanksbp.com
team@grandbanksbp.com
P| 978-281-2421
F| 978-281-6320
7 Crafts Road
Gloucester, MA 01930

