

# PRESSURE REDISTRIBUTION FOAM MATTRESSES — GROUP I




# Pressure Redistribution Foam Mattress — Group I

## Roscoe Aruba Single Layer Contour Foam Mattress

The Aruba Single Layer Contour Foam Mattress offers a therapeutically designed foam mattress core that was created with state-of-the-art technology to provide superior pressure relief and comfort in three distinct areas: head and shoulders, torso and lower extremities. Relief of pressure in these areas help to prevent capillary occlusion, shear, skin abrasion and moisture build up; all of which can cause skin breakdown. The computerized fabrication process offers a sculptured surface to maximize airflow for each section of the body for comfort, providing therapeutic support and pressure relief that is far superior to a conventional innerspring mattresses.

The deluxe stretch nylon cover is durable, waterproof, anti-microbial and washable. It also features a waterfall zipper to prevent any fluids from reaching the foam mattress core. The bottom is constructed with a reinforced tri-laminate vinyl and non-slip protection for added safety.



**Compare to:**  
Drive Medical's Part# 15019

### Product Features

- Mattress
  - Foam mattress core
  - Pressure relief and comfort in three distinct areas: head and shoulders, torso and lower extremities.
  - Sculptured surface to maximize airflow
  - Support and pressure relief that is far superior to conventional innerspring mattresses.
- Deluxe Stretch Nylon Cover
  - Durable
  - Waterfall Zipper
  - Waterproof
  - Anti-microbial
  - Washable
  - Urethane laminate to reduce friction, shear & contamination
  - Bottom is reinforced tri-laminate vinyl with non-slip protection
- Weight Capacity: 350 lbs.
- Meets California Flame Retardancy Standards TB# 117, 129 and 603 and Federal Standard 16 CFR 1633.
- Warranty: Two years on foam core/one year cover
- HCPCS Code: E0184\*

### Product Specifications

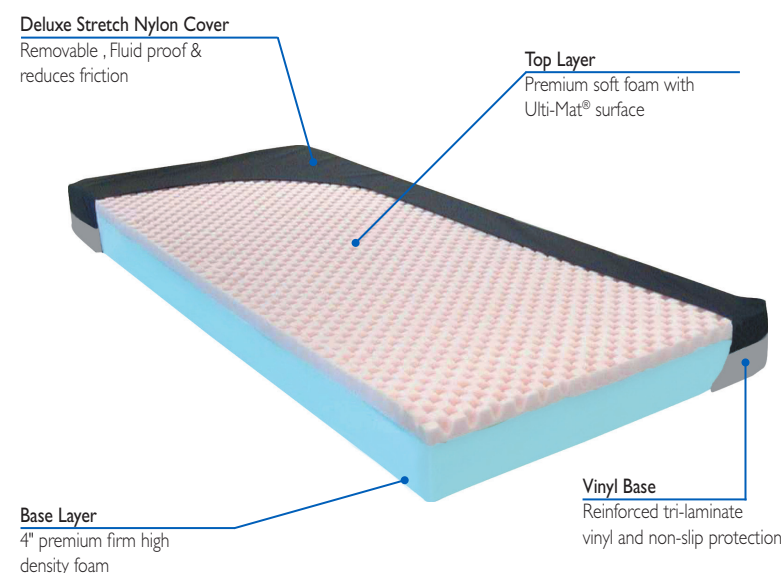
- Box Dimensions (L x W x H): 36" x 24" x 19.5"

# Pressure Redistribution Foam Mattress — Group I

## Roscoe Maui Dual Layer Foam Mattress

The Maui Dual Layer Foam Mattress offers a dual layer design utilizing a combination of materials to reduce pressure and increase airflow. The foundation is built from four inches of premium firm high density foam for maximum support. On the top sits 1 1/2" of Ulti-Mat®, a unique surface made of premium soft foam for enhanced comfort and pressure relief. With these two materials combined, you get a great surface to help reduce skin temperature and enhance comfort.

The deluxe stretch nylon cover is durable, waterproof, anti-microbial and washable. It also features a waterfall zipper to prevent any fluids from reaching the foam mattress core. The bottom is constructed with a reinforced tri-laminate vinyl and non-slip protection for added safety.



**Compare to:**  
Drive Medical's Multi-Ply Shearcare 700

### Product Features

- Mattress
  - Two-layer design for support, comfort and pressure redistribution
  - **Base:** 4" premium firm high density foam
  - **Top:** 1 1/2" of premium soft foam with Ulti-Mat® surface
- Deluxe Stretch Nylon Cover
  - Durable
  - Waterfall Zipper
  - Waterproof
  - Anti-microbial
  - Washable
  - Urethane laminate to reduce friction, shear & contamination
  - Bottom is reinforced tri-laminate vinyl with non-slip protection
- Weight Capacity: 350 lbs.
- Meets California Flame Retardancy Standards TB# 117, 129 and 603 and Federal Standard 16 CFR 1633.
- Warranty: Five years on foam core/one year cover
- HCPCS Code: E0184\*

### Product Specifications

- Box Dimensions (L x W x H): 36" x 24" x 19.5"

Item #	Description	UPC	Size	Shipping Weight	Qty
ARUBA-100	Roscoe Aruba Single Layer Contour Foam Mattress	092237616222	76" x 35" x 6"	25 lbs.	each
ARUBA-200	Roscoe Aruba Single Layer Contour Foam Mattress	092237616239	80" x 35" x 6"	26 lbs.	each
ARUBA-300	Roscoe Aruba Single Layer Contour Foam Mattress	092237616246	84" x 35" x 6"	27 lbs.	each

\* Providers are responsible for determining appropriate billing codes for Medicare Program claims. This information is included for your convenience and is not intended, nor should it be considered billing advice.

Item #	Description	UPC	Size	Shipping Weight	Qty
MAUI-100	Roscoe Maui Dual Layer Foam Mattress	092237616253	76" x 35" x 6"	24 lbs.	each
MAUI-200	Roscoe Maui Dual Layer Foam Mattress	092237616260	80" x 35" x 6"	25 lbs.	each
MAUI-300	Roscoe Maui Dual Layer Foam Mattress	092237616277	84" x 35" x 6"	26 lbs.	each

\* Providers are responsible for determining appropriate billing codes for Medicare Program claims. This information is included for your convenience and is not intended, nor should it be considered billing advice.



### To Order:

(800) 3-ROSCOE  
fax: (440) 572-4261  
roscoemedical.com



### To Order:

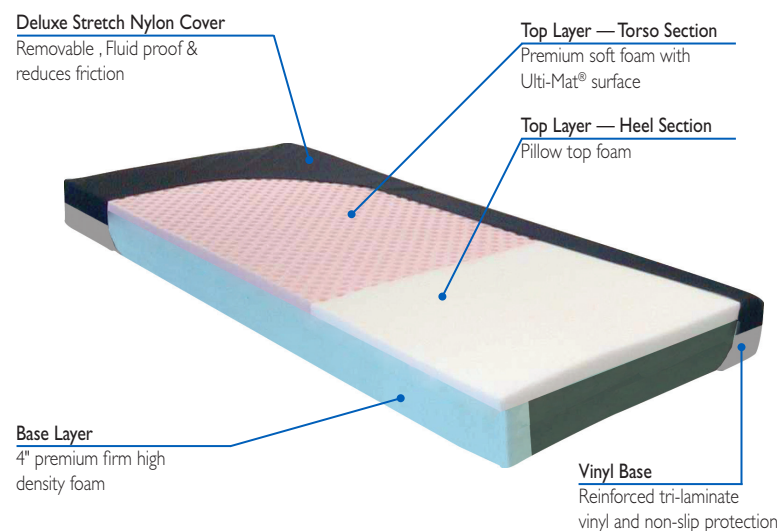
(800) 3-ROSCOE  
fax: (440) 572-4261  
roscoemedical.com

# Pressure Redistribution Foam Mattress — Group I

## Roscoe Tahiti Dual Layer Pressure Relieving Foam Mattress

The Tahiti Dual Layer Foam Mattress offers a multi-sectional design incorporates four different types of foam to reduce pressure and increase airflow. The foundation is built from four inches of premium firm high density foam for maximum support. On the top sits 1 1/2" of Ulti-Mat®, a unique surface made of premium soft foam for enhanced comfort and pressure relief, as well as a pillow top foam for the heel section to assist in added pressure relief of the lower extremities. With these materials combined, you get a great surface to help reduce skin temperature and enhance comfort.

The deluxe stretch nylon cover is durable, waterproof, anti-microbial and washable. It also features a waterfall zipper to prevent any fluids from reaching the foam mattress core. The bottom is constructed with a reinforced tri-laminate vinyl and non-slip protection for added safety.



**Compare to:**  
Drive Medical's Gravity 7

### Product Features

- Mattress
  - Multi-sectional design for support, comfort and pressure redistribution
  - **Base:** 4" premium firm high density foam
  - **Top, Torso:** 1 1/2" of premium soft foam with Ulti-Mat® surface
  - **Top, Heel:** 1 1/2" of pillow top foam
- Deluxe Stretch Nylon Cover
  - Durable
  - Waterfall Zipper
  - Waterproof
  - Anti-microbial
  - Washable
  - Urethane laminate to reduce friction, shear & contamination
  - Bottom is reinforced tri-laminate vinyl with non-slip protection
- Weight Capacity: 350 lbs.
- Meets California Flame Retardancy Standards TB# 117, 129 and 603 and Federal Standard 16 CFR 1633.
- Warranty: Five years on foam core/one year cover
- HCPCS Code: E0184\*

### Product Specifications

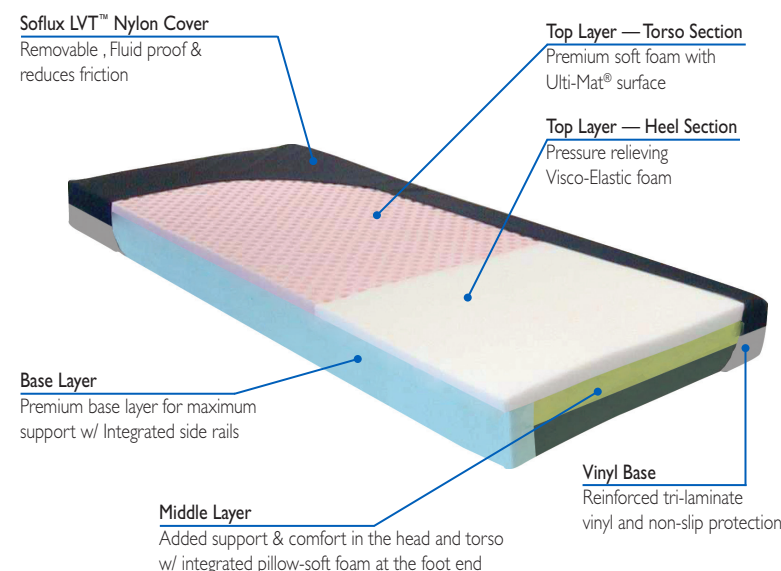
- Box Dimensions (L x W x H): 36" x 24" x 19.5"

# Pressure Redistribution Foam Mattress — Group I

## Roscoe Rio Tri-Layer Pressure Relieving Foam Mattress

The Rio Tri-Layer Pressure Relieving Foam Mattress offers our most advanced therapeutic design for patients that require the highest degree of pressure relief. This multi-sectional design incorporates four different types of foam to provide a therapeutic pressure relieving surface that enhances patient comfort and support. The top layer's Ulti-Mat® surface reduces pressure and increases airflow thereby reducing skin temperature and enhancing comfort. The heel section uses pressure relieving Visco-Elastic foam to cradle the sensitive heel area. The center layer of medium firm foam provides added support and comfort in the head and torso along with integrated pillow-soft foam at the foot end. The mattress contains a Premium firm base layer for maximum support with Integrated side rails to ensure patient safety during ingress and egress.

The premium Soflux LVT™ nylon cover offers the greatest protection against friction and shearing. It is extremely durable, waterproof, anti-microbial and washable. It also features a waterfall zipper to prevent any fluids from reaching the foam mattress core. The bottom is constructed with a reinforced tri-laminate vinyl and non-slip protection for added safety.



**Compare to:**  
Drive Medical's Gravity 8/9

### Product Features

- Mattress
  - Multi-sectional design for support, comfort and pressure redistribution
  - **Base:** Premium base layer w/ Integrated side rails
  - **Middle:** Medium firm foam
  - **Top, Torso:** Premium soft foam with Ulti-Mat® surface
  - **Top, Heel:** Visco-Elastic foam
- Premium Nylon Cover
  - Durable
  - Waterfall Zipper
  - Waterproof
  - Anti-microbial
  - Washable
  - Soflux LVT™ nylon to reduce friction, shear & contamination
  - Bottom is reinforced tri-laminate vinyl with non-slip protection
- Weight Capacity: 400 lbs.
- Meets California Flame Retardancy Standards TB# 117, 129 and 603 and Federal Standard 16 CFR 1633.
- Warranty: Five years on foam core/one year cover
- HCPCS Code: E0184\*

### Product Specifications

- Box Dimensions (L x W x H): 36" x 24" x 19.5"

Item #	Description	UPC	Size	Shipping Weight	Qty
TAHITI-100	Roscoe Tahiti Dual Layer Pressure Relieving Foam Mattress	092237616284	76" x 35" x 6"	24 lbs.	each
TAHITI-200	Roscoe Tahiti Dual Layer Pressure Relieving Foam Mattress	092237616291	80" x 35" x 6"	25 lbs.	each
TAHITI-300	Roscoe Tahiti Dual Layer Pressure Relieving Foam Mattress	092237616307	84" x 35" x 6"	26 lbs.	each

\* Providers are responsible for determining appropriate billing codes for Medicare Program claims. This information is included for your convenience and is not intended, nor should it be considered billing advice.

Item #	Description	UPC	Size	Shipping Weight	Qty
RIO-100	Roscoe Rio Tri-Layer Pressure Relieving Foam Mattress	092237616314	76" x 35" x 6"	25 lbs.	each
RIO-200	Roscoe Rio Tri-Layer Pressure Relieving Foam Mattress	092237616321	80" x 35" x 6"	26 lbs.	each
RIO-300	Roscoe Rio Tri-Layer Pressure Relieving Foam Mattress	092237616338	84" x 35" x 6"	27 lbs.	each

\* Providers are responsible for determining appropriate billing codes for Medicare Program claims. This information is included for your convenience and is not intended, nor should it be considered billing advice.



### To Order:

(800) 3-ROSCOE  
fax: (440) 572-4261  
roscoemedical.com



### To Order:

(800) 3-ROSCOE  
fax: (440) 572-4261  
roscoemedical.com







A Division of Compass Health Brands  
[www.roscoemedical.com](http://www.roscoemedical.com)  
(800) 3-ROSCOE