



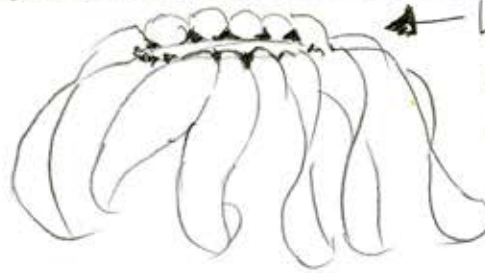
# BASIC SHAPES



LOOK FOR  
BASIC SHAPES  
LIKE



WITHIN THE FLOWER HEAD - KEEP IT SIMPLE



LOOK FOR  
NEGATIVE SPACES

THAT'S THE DARK  
SHADOW BITS  
OR  
SKY HOLES

IF YOU MAKE THEM CONVINCING,  
THEY WILL CREATE THE  
PETAL SHAPES FOR YOU  
ESPECIALLY ON WHITE FLOWERS



WATCH

CLOSELY

FOR STEM ANGLES. TRY TO MAKE THEM NATURAL  
NOT STIFF

YOU DON'T NEED TO PAINT  
EVERY DETAIL.  
THINK GRACEFUL NOT BOTANICAL