



Certificate ID: **58139**

Received: **6/28/19**

Scan QR Code for authenticity



incann™

Client Sample ID: **2000MG/67MG Vanilla Tincture**

Lot Number: **051619-TMV2000**

Matrix: **Tincture - MCT Oil**

Authorization: Elizabeth R. Wagoner, Lab Director	Signature: 	Date: 7/8/2019
--	--	-------------------



The data contained within this report was collected in accordance with the requirements of ISO/IEC17025:2017. I attest that the information contained within the report has been reviewed for accuracy and checked against the quality control requirements for each method. These results relate only to the test article listed in this report. Reports may not be reproduced except in their entirety.






CN: Cannabinoid Profile & Potency [WI-10-17 & WI-10-17-01]

Analyst: **LG**

Test Date: **7/3/2019**

The client sample was analyzed for plant-based cannabinoids by Liquid Chromatography (LC). The collected data was compared to data collected for certified reference standards at known concentrations.

58139-CN

ID	Weight %	Concentration (mg/mL)	
D9-THC	0.25	2.31	
THCV	ND	ND	
CBD	6.65	62.54	
CBDV	0.03	0.30	
CBG	0.18	1.66	
CBC	0.69	6.50	
CBN	ND	ND	
THCA	ND	ND	
CBDA	0.11	1.08	
CBGA	ND	ND	
D8-THC	ND	ND	
exo-THC	ND	ND	
Total	7.91	74.38	0% Cannabinoids (wt%) 6.7%
Max THC	0.25	2.31	
Max CBD	6.75	63.49	

Ratio of Total CBD to THC 27.5:1

Limit of Quantitation (LOQ) = 0.01 wt%

Max THC (and Max CBD) are calculated values for total cannabinoids after heating, assuming complete decarboxylation of the acid to the neutral form. It is calculated based on the weight loss of the acid group during decarboxylation: Max THC = (0.877 x THCA) + THC. This calculation does not include other cannabinoid isomers (eg. D8-THC and exo-THC). ND = None detected above the limits of detection (LLD)

EA: Elemental Analysis [WI-10-13]

Analyst: JFD

Test Date: 7/3/2019

This test method was performed in accordance with the requirements of ISO/IEC 17025. These results relate only to the test article listed in this report. Reports may not be reproduced except in their entirety.

58139-EA

Symbol	Metal	Conc. ¹	MDL	Limits ²	Status
Al	Aluminum	22 ug/kg	5 ug/kg	-	
As	Arsenic	ND	4 ug/kg	15000 ug/kg	PASS
Cd	Cadmium	ND	1 ug/kg	5000 ug/kg	PASS
Ca	Calcium	3,340 ug/kg	500 ug/kg	-	
Cr	Chromium	ND	5 ug/kg	45000 ug/kg	PASS
Co	Cobalt	ND	10 ug/kg	-	
Cu	Copper	ND	500 ug/kg	3100000 ug/kg	PASS
Fe	Iron	20 ug/kg	5 ug/kg	-	
Pb	Lead	12 ug/kg	2 ug/kg	400000 ug/kg	PASS
Mg	Magnesium	2,202 ug/kg	500 ug/kg	-	
Mn	Manganese	ND	500 ug/kg	-	
Hg	Mercury	ND	2 ug/kg	9400 ug/kg	PASS
Mo	Molybdenum	ND	50 ug/kg	-	
Ni	Nickel	ND	50 ug/kg	1500000 ug/kg	PASS
P	Phosphorus	ND	500 ug/kg	-	
K	Potassium	13,794 ug/kg	5 ug/kg	-	
Se	Selenium	ND	10 ug/kg	-	
Ag	Silver	ND	10 ug/kg	-	
S	Sulfur	ND	5 ug/kg	-	
Sn	Tin	ND	5000 ug/kg	-	
Zn	Zinc	297 ug/kg	5 ug/kg	15000000 ug/kg	PASS

MB1: Microbiological Contaminants [WI-10-09]

Analyst: MM

Test Date: 7/2/2019

This test method was performed in accordance with the requirements of ISO/IEC 17025. These results relate only to the test article listed in this report. Reports may not be reproduced except in their entirety.

58139-MB1

Symbol	Analysis	Results	Units	Limits*	Status
AC	Total Aerobic Bacterial Count	<100	CFU/g	100,000 CFU/g	PASS
CC	Total Coliform Bacterial Count	<100	CFU/g	1,000 CFU/g	PASS
EB	Total Bile Tolerant Gram Negative Count	<100	CFU/g	1,000 CFU/g	PASS
YM	Total Yeast & Mold	<100	CFU/g	10,000 CFU/g	PASS

Note: All recorded Microbiological tests are within the established limits.

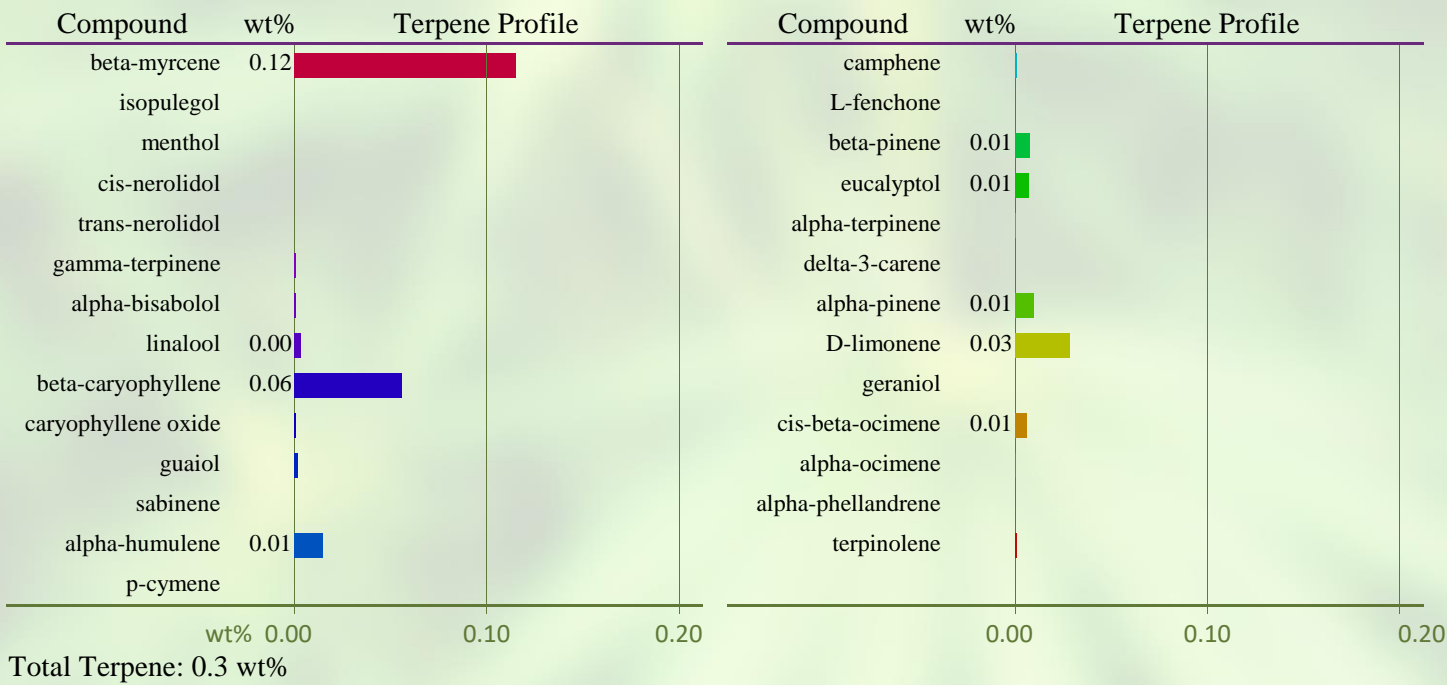
TP: Terpenes Profile [WI-10-27]

Analyst: CMA

Test Date: 7/4/2019

The client sample was analyzed by Head-Space Gas Chromatography (HS-GC). The collected data was compared to data collected for certified reference standards at known concentrations. All values are semiquantitative estimates based on recorded peak areas relative to terpene calibration data.

58139-TP



VC: Analysis of Volatile Organic Compounds [WI-10-28]

Analyst: CMA

Test Date: 7/3/2019

The client sample was analyzed by Head-Space Gas Chromatography (HS-GC). The collected data was compared to data collected for certified reference standards at known concentrations.

58139-VC

Compound	CAS	Amount ¹	Limit ²	RL	Status
Propane	74-98-6	ND	1,000 ppm	200	PASS
Isobutane	75-28-5	ND	1,000 ppm	200	PASS
Butane	106-97-8	ND	1,000 ppm	200	PASS
Methanol	67-56-1	249 ppm	3,000 ppm	200	PASS
Ethanol	64-17-5	ND	5,000 ppm	200	PASS
Acetone	67-64-1	ND	5,000 ppm	200	PASS
Isopropanol	67-63-0	ND	5,000 ppm	200	PASS
Acetonitrile	75-05-8	ND	410 ppm	200	PASS
Hexane	110-54-3	ND	290 ppm	200	PASS
Heptane	142-82-5	ND	5,000 ppm	200	PASS

1) ND = Not detected at a level greater than the Reporting Limit (RL).

2) In ppm, based on USP recommended limits for residual solvents, adopted by the Massachusetts Department of Public Health on 3/31/16. Butane/Propane limits are based on limits established for state of Colorado.

END OF REPORT