

## walkntalk – 2 YEAR WARRANTY

WalknTalk will replace the faulty product at no cost to the consumer. The warranty does not extend to any consequential damages or cost that may be incurred and is valid for 24 months from date of purchase. The consumer must return the faulty product to the retail store it was purchased from together with proof of purchase.

The warranty is provided by:  
Pacific Optics (in Australia)  
18 Taree St, Burleigh Heads, QLD 4220  
Telephone: (07) 5593 4222  
Email: accessories@walkntalk.com.au

Signature Marketing NZ Ltd (in New Zealand)  
25a Triton Drive, Rosedale, Auckland 0632  
Telephone (NZ): (09) 479 5524  
Email (NZ): sales@signaturenz.com

The benefits to the consumer under this warranty are in addition to other rights and remedies of the consumer under Australian laws in relation to the goods to which the warranty relates. Our goods come with guarantees that cannot be excluded under the Australian Consumer Law. You are entitled to a replacement or refund for major failure and for compensation for any other reasonably foreseeable loss or damage. You are also entitled to have the goods repaired or replaced if the goods fail to be of acceptable quality and the failure does not amount to a major failure.

# walkntalk



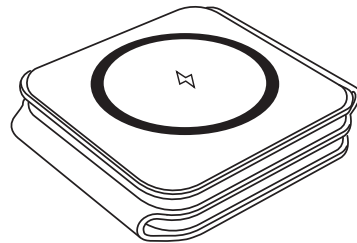
## Wireless 3 in 1 Travel Charger

PWT-WIRE3IN1

## walkntalk

## Quick Start Guide

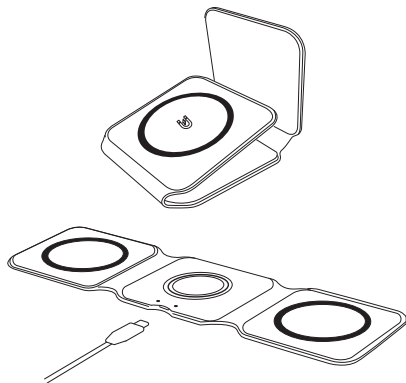
What's included:



## 1. Charging

Unfold the wireless charger and connect to a suitable USB power source (requires PD or QC with minimum output 9V3A, 12V2.5A) using the supplied cable.

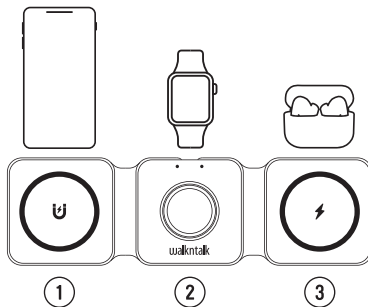
Two red LEDs indicate the charger is powered on.



*Tip: For optimal charging performance, we recommend the WalknTalk Fast Charge Wall Charger (available separately).*

## 2. Use your wireless charger

Place your phone, wireless earphones or Apple Watch on the relevant charging pad. Your devices must support Qi wireless charging standard.




1. Magnetic Fast Charging 15W Max
2. Apple Watch Charging 2.5W Max
3. Wireless Charging 5W Max

*The LED indicators will turn green when your devices are being charged. The LEDs will flash green and red if a problem is detected.*

## 3. Download user manual

For the most up-to-date assistance, please scan this QR Code to download the full User Manual before using this product.



## Stay Connected



@walkntalk\_



@walkntalkau



walkntalk.com.au

walkntalk